

MAHLE



CONNEX 2 Line

The extraordinary diagnostics
for your daily work.



BrainBee[®]
WORKSHOP SOLUTIONS



CONNEX 2: The future-proof diagnostics line

BRAIN BEE's CONNEX line evolves and reinvents itself to ensure excellent performance and long-lasting solutions for every workshop need. Without ever having to give up the usual speed and ease of use.

WHAT'S NEW

CONNEX 2

CONNEX 2 SMART

CONNEX 2 PLUS

Key features:

- New graphical interface, even simpler, even more complete
- Commitment to exhaustive coverage of the car fleet
- Continuous software updates and database implementation, automatically installed through the instrument's Wi-Fi connection
- Unlimited initial diagnostic database license, upgrade licenses recommended
- Wide range of special functions with which to customize your instrumentation
- Automatic vehicle identification - now also with the Click&Go function
- DoIP (Diagnostic overInternet Protocol)
- MCS Pass, Your pass to Cyber Security
- E-Scan function
- Troubleshooting guides (MTS license)
- Modular technical database (MRI - MRP licenses)

Maximum speed:

Access the CONNEX 2 app and you're ready to go. It doesn't get any faster than that!

Tailored to you:

The flexible licensing structure allows you to configure your tool based on your needs.

Video tutorials:

A wealth of video tutorials can guide you step by step whenever you wish.

CONNEX 2 DS:

The new App developed to follow you today and into the future, with an even simpler interface.

Always connected:

The tool is always up-to-date and can access many In Cloud functions. So you are sure to use your CONNEX 2 to its full potential every day.

Constant development:

A new planning and development strategy to enable the dynamic car fleet to be addressed with the right weapons.

Made in BRAIN BEE by MAHLE:

As the latest generation of diagnostic tools, the new CONNEX 2 line brings with it all the reliability of its brand.

The CONNEX 2 Line

CONNEX 2



Android 12.0 tablet - 10.1" display
MIL-STD-810H; IP66 certification
8 MP Front camera
16 MP Rear camera
Memory: RAM 4GB; FLASH 64GB

VCI with CAN-FD, DoIP - Remote Ready
IP54 certification
EOBD connection via Bluetooth
Wi-Fi Ready

CONNEX 2 Plus



Windows® 10 tablet - 10.1" display
MIL-STD-810H; MIL-STD-461G; IP65
FULL HD Front camera
8 MP Rear camera
Memory: RAM 8GB; FLASH 256 GB

VCI with CAN-FD, DoIP - Remote Ready
IP54 certification
EOBD connection via Bluetooth
Wi-Fi Ready

CONNEX 2 Smart



VCI with CAN-FD, DoIP - Remote Ready
IP54 certification
EOBD connection via Bluetooth
Wi-Fi Ready



A unique tool, as unique is your workshop

A rich licensing system (diagnostic database and additional functions - see *Configurations*) allows you to configure your tool according to your workshop needs, safe in the knowledge that you are always in control of its performance.

Multi-platform


Versatility is the main feature that MAHLE products are inspired by. For this reason, self-diagnosis is also adaptable to all operating systems you are used to working on in the workshop, through activation of the appropriate licenses.

CONNEX 2	Android 12
CONNEX 2 Plus	Windows IoT
CONNEX 2 Smart	Android/ Windows ⁽¹⁾

Quick to the target

Ready for fast action! CONNEX 2 immediately recognizes the model of the vehicle being worked on. You can choose how you access the diagnosis, in accordance with your habits and preferences:

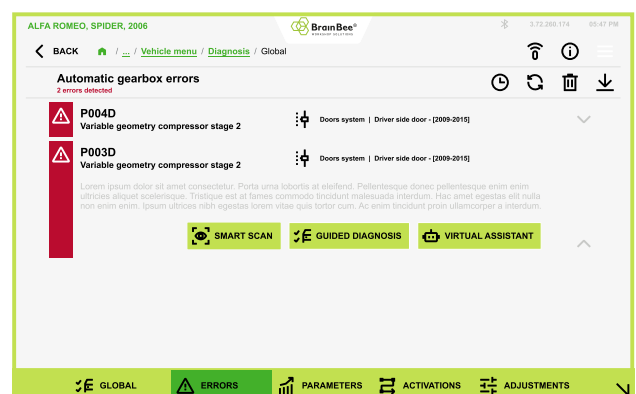
- **Automatic Search:** Connect the VCI to the vehicle, select Automatic Search, and CONNEX 2 will immediately recognize the car model by reading and decoding the VIN
- **Search bar:** Just enter a keyword, you will enter a diagnostic session immediately
- By entering the **VIN** ⁽²⁾
- By entering the license plate, with **SKIP 12** license ⁽³⁾
- **Click&Go:** Frame the license plate (with SKIP 12) or the VIN on the windshield, click, and your CONNEX 2 will immediately recognize the model of the car being serviced
- **Manual model search**, facilitated by actual photos of the vehicle and by new numerous selection filters



Smart Scan: Intelligent fault scan:

Completely redesigned fault scan to make fault detection and repair even more intuitive and easy.

With Smart Scan (MTS license), at the end of the fault-detection scan, the tool provides additional information about the fault and possible repair actions, with recall data and technical bulletins issued by the manufacturer and repair aids provided by experts in the field.



¹⁾ Minimum requirements: Android 10, Windows 10

²⁾ Optional. Also available: search with KBA (German Motor Transport Authority) in Germany.

³⁾ Available in England, France, Ireland, Italy, the Netherlands, Portugal, and Spain. For other countries, please contact your MAHLE dealer.

CONNEX 2



Robust design, superior intelligence: future-proof.

The new CONNEX 2 has an extra boost! A comprehensive and strong tool to meet any challenge in your workshop.

New generation, to meet new challenges

CONNEX 2 comes with new hardware, indestructible for those who face the hustle and bustle of work and want functional and especially robust tools.

The CONNEX 2 tablet has achieved the highest certifications in terms of durability and strength, as has its new VCI, which is particularly resistant to shock and dust.

Thanks to the useful carrying handle, your CONNEX 2 will always follow you in every task.

Versatile and tailored

Each workshop is a world apart. Why then propose the same tool to everyone?

The instrument's new graphical interface and large memory will allow you to better appreciate the rich range of functions and possibilities you can configure on your tool.

And nothing will take away your freedom to change your mind over time. You will always be free to modify or add new features as they are subsequently released.

- Rugged Design structure, tested to MIL-STD 810H military standards and IP66 certified (dust and liquids) - 3-year warranty and accidental damage coverage for the tablet
- Android 12 (Android Enterprise Recommended)
- Dual-band (2.4/5 GHz) 802.11 ac Wi-Fi connectivity
- Bluetooth V5.0
- Cameras: Front 8 MP, rear 16 MP
- Click & Go, for vehicle self-recognition
- 10.1" capacitive multi touch LCD display - 800 nits brightness for optimal visibility in all conditions, also usable with gloves and stylus
- 4 configurable function buttons
- Adjustable rigid handle, elastic band (optional) back handle with lectern function
- Docking station (optional)
- New VCI with CAN-FD, DoIP - REMOTE Ready



BrainBee®
ANALYTICS & SERVICE

3.72.260.174 05:47 PM

Welcome to CONNEX 2 DS

Explore hundreds of vehicles, functions and more to start your diagnosis.

Search license plate, VIN, engine code....

Latest searches: [VOLKSWAGEN Golf V \(1K\) GTI \(2.0 TFSI\)](#), [AUDI A4 2009 3.0 TDI DPF CCLA 176kW](#)

Search vehicle mode

AUTOMATIC SEARCH
Connect the VCI and select the brand

MANUAL SELECTION
Connect the VCI and select brand, model, vehicle

Functions

EOBD
Subtitle

REMOTEPRO
Subtitle

PASS THRU
Subtitle

MAHLE

Gerac

MAHLE



Getac



Welcome to CONNEX 2 DS

Explore hundreds of vehicles, functions and more to start your diagnosis.

Search license plate, VIN, engine code...

Latest sources: [V2L AGWV897X](#) [Gef V176U 011 013 T02U](#) [A89L4L89D](#) [A L17U 01P](#) [GG4L726W](#)

Search vehicle mode

AUTOMATIC SEARCH
Connect the VCI and select the brand

MANUAL SELECTION
Connect the VCI and select brand, model, vehicle

Functions

EDBD
Sublife

REMOTEPRO
Sublife

PASS THRU
Sublife

MAHLE

3.72.200.174 09:47 PM

P1

P2

CONNEX 2 Plus



*When the going gets tough,
the tough get going!*

*CONNEX 2 Plus is the right
tool for busy workshops,
those that pass the diagnostic
tool from hand to hand to
speed up their work and
optimize time.*

*CONNEX 2 Plus is tested to
align with military standards
and fears no accidental fall
(certified up to 180cm).*

Enhanced Connectivity

With enhanced wireless connectivity, everything is even easier and faster: Wi-Fi 6, BT 5.1 and 4G LTE module for total autonomy in accessing the WEB.

Front and rear camera

The integrated camera provides simplified access to vehicle recognition functions (Click & Go Function, which identifies the model by taking a photo of license plate or VIN) and paves the way for new functions and ways of exchanging information via images.

Docking Station

CONNEX 2 Plus' charging and support accessory, makes it a complete PC that can potentially be used for other workshop activities as well.

It includes: 4 USB ports, 1 HDMI port, 1 VGA port, 1 RS232 serial port, 1 Ethernet port.

- Rugged Design Structure, tested to MIL-STD 810H and MIL-STD 461G military standards and certified IP65 (dust and liquids) - 3-year warranty and accidental damage coverage for the tablet
- Windows 11 IoT Enterprise
- Intel® WiFi 6 AX200 Enhanced WiFi Connectivity
- Bluetooth V5.1
- Cameras: Front FHD, rear 8MP
- Click & Go, for vehicle self-recognition
- 10.1" capacitive multi touch LCD display - 1000 nits and can also be used with work gloves
- Adjustable rigid handle, elastic band (standard) rear handle with lectern function
- Docking station (standard)
- New VCI with CAN-FD, DoIP - REMOTE Ready

CONNEX 2 Smart



So compact, yet so powerful!

The new CONNEX 2 Smart embeds the best technology to serve the automotive industry, and the VCI is so robust it will challenge anyone.

Do you want to put it to the test?

The most flexible solution

CONNEX 2 Smart offers the easiest access to the powerful CONNEX 2 DS diagnosis, through the simple use of the unique VCI in conjunction with a Tablet or commercial PC^(*).

The new GUI fits well with existing devices on the shop floor.

VCI hardware is also designed for durability and shock resistance (IP54).

(*) Minimum system requirements: Android 10; Windows 10

All CONNEX 2 features at your fingertips

No limitation to the licensing configurations possible with CONNEX 2 Smart:

- Duration: 12 or 36 months
- Diagnostic specialties: EASY PASS; ADAS PASS; FULL PASS
- Additional packages: MCS; MRI; MTS; MRP; MHL

(More details and explanations in the *Configurations* section).

- New VCI with CAN-FD DoIP
- To be paired with Android or Windows devices
- 3 simultaneous CAN-BUS communication channels
- USB-C interface with protective door
- Wi-Fi 2.4 GHz | BLE 5.0
- Led control connection and data exchange
- Warranty: 24 months and possible extension 12 additional months



VCI REMOTE READY (coming soon)

You can directly access MAHLE Remote Diagnosis from your CONNEX 2 Smart.





Welcome to CONNEX 2 DS

Explore hundreds of vehicles, functions and more to start your diagnosis.

Search license plate, VIN, engine code...

Latest searches: VOLKSWAGEN Golf V (1V6 GTI 1.8 TFSI) AUDI A4 2002-3 (8E) 1.8T (177CV) 03.04.2004

Functions

EOBID
Subtle

REMOTEPRO
Subtle

PASS THRU
Subtle

Search vehicle mode

AUTOMATIC SEARCH
Connect the VCI and select the vehicle

MANUAL SELECTION
Select a VCI and select the vehicle

MAHLE

New CONNEX 2 DS APP

CONNEX 2 proprietary software for self-diagnosis. Easy to use and versatile, you'll be ready to start your work in no time!

Few gestures and video tutorials to go straight to the result

You do not need to have years of experience under your belt before you can use CONNEX 2. A few moments and the system will be immediately familiar, as it exploits gestures and symbols common in the daily experience of the workshop professional.

A rich collection of video tutorials will follow you step by step through even the most difficult situations.


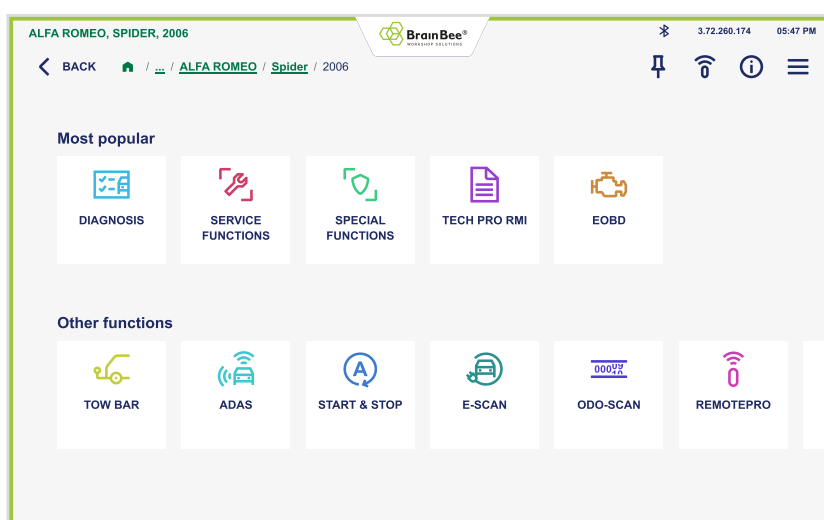
User friendly interface design

The graphical interface gives you immediate and quick access to all the information you need for your professional work.

The diagnostic tool communicates with the vehicle's system and allows you to quickly identify what work is required for its maintenance.

Developed with everyday use in mind

We are never satisfied. The interface, as well as the diagnostic database, is also undergoing continuous improvement in order to optimize its use in even the most dynamic workshops.



Two display modes: Light and Dark Mode

A flexible licensing system

The strength of a true business ally is its ability to adapt to your needs. That is why we continue to offer a line of licenses that can be combined with each other to configure your self-diagnostics as you like. It's easy: just 3 simple steps.

STEP #1: EASY, ADAS or FULL. Choose according to your type of activity

Each workshop has the right to modulate the use of its equipment according to the work opportunities or type of service it has decided to offer. With CONNEX 2 you can choose from several diagnostic license modules, corresponding to as many different professional (or usage) types:

- **EASY PASS** - Recommended for those who carry out quick repairs (e.g: Fast Fitters Centers, Gas Stations). Provides access to the most common diagnostic functions for periodic/ordinary vehicle maintenance.
- **ADAS PASS** - Geared toward the world of Body Shops and Crystal Repairers, with all services related to the world of ADAS systems.
- **FULL PASS** - Ideal license for the professional multi-brand workshop: deep and accurate diagnosis.



Contents	EASY PASS	ADAS PASS	FULL PASS
EOBD Diagnosis Standard	■	■	■
Vehicle Scan (Read/Delete)	■	■	■
Fault history (New)	■	■	■
SMART-Scan ^(*) (New)	■	■	■
E-Scan ^(*)	■	■	■
ODO-Scan ^(*)	■	■	■
ECU data	■	■	■
Parameters	■	■	■
Component activations			■
Configurations			■
Tow hook			■
Special Functions (Body Specialist +PUK)			■
ADAS dynamic calibrations		■	■
Static Calibrations (With Digital ADAS 1.0)		■	■
Static Calibrations (With Digital ADAS 2.0)		■	■
Video tutorials (New)	■	■	■
Integrated Remote Diagnosis ^(*) (Coming Soon)		■	■
Service functions	■	■	■

■ Included

■ Optional

^(*) active license (not expired)

STEP #2: Choose the duration you want.

The second step in configuring the tool is to choose the duration of your license: 12 or 36 months No problem for renewal, you can always decide to change your size!

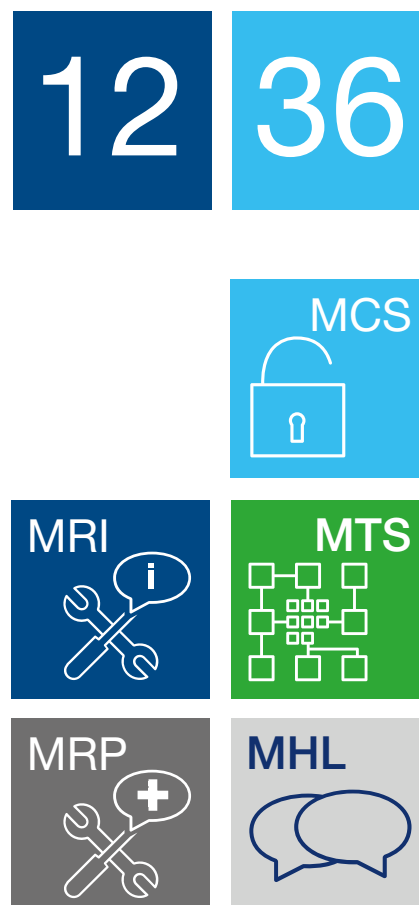
STEP #3: Add the functions that specialize your business.

Now all that's left is to customize your tool, adding those features that will give you an extra boost in the workshop:

- **MCS - MAHLE CYBER SECURITY:** Single (Flat) license that includes all current and future releases (including FCA, Renault/Dacia^(*), Mercedes-Benz, BMW **NEW**, Maserati **NEW**, VAG **NEW**, KIA^(**), Hyundai^(**), and Nissan^(**))
- **MRI - MAHLE REPAIR INFORMATION:** Basic access to repair support information bank
- **MTS - MAHLE TROUBLE SHOOTING:** Guided diagnosis to get to the solution quickly - also includes the Smart Scan function
- **MRP - MAHLE REPAIR PLUS:** In addition to technical information, you also have access to technical drawings, wiring diagrams, templates and workshop organizer
- **MHL - MAHLE HOT LINE:** Chat and telephone support service (active in some countries)

^(*) Renault/Dacia flat license up to 5 interventions per day

^(**) Coming soon



More options to add functionality to your CONNEX 2

SKIP 12

12-month flat license for the license plate search function (currently available in Italy, France, Spain, Portugal, UK, Ireland and the Netherlands)

DIGITAL ADAS 2.0

Enables static calibration of ADAS systems with Digital ADAS 2.0

MAHLE Repair Functions Your Best Assistants

Everything you need, just one click away. So you don't know how to perform a particular service on a vehicle? It's simple: with CONNEX 2 and the MRI - MTS - MRP functions.

MAHLE Repair functions

Through CONNEX 2 you can instantly access one of the most comprehensive information systems, integrating the best diagnostic information databases (including HaynesPro).

- **MRI - MAHLE REPAIR INFORMATION** - Provides access to the most important information, parameters and data sheets.

Maintenance form

Repair manuals

Wiring diagrams

Adjustment data


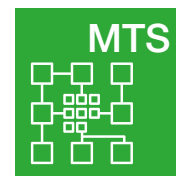
Fluids and lubricants

Identification data

Relays and fuses

Recall data

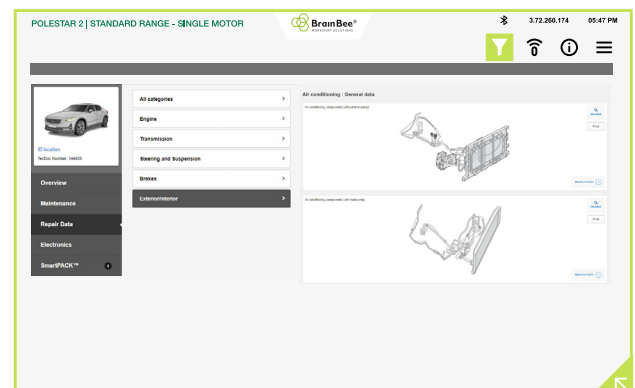
Technical service bulletins



- **MTS - MAHLE TROUBLE SHOOTING** - An ideal extension for those who need an instrument with even higher performance. Integrates all the contents of the MRI version (license required) including specific **trouble shooting** logic (guided diagnosis). Indeed, starting from the error code reported by the diagnostic tool, through a series of consecutive tests, we arrive at determining the cause of the malfunction.

MTS Also includes the new Smart Scan function.

- **MRP - MAHLE REPAIR PLUS** is the configuration of those who do not want to leave anything to chance. Adds **additional diagrams and drawings** to MTS (license required), as well as **timetables, known cases and their resolution**.



Contents	MRI	MTS	MRP
Identification data	■	■	■
Maintenance form	■	■	■
Adjustment data	■	■	■
Fluids and lubricants	■	■	■
Recall data	■	■	■
Technical service bulletins	■	■	■
Repair manuals	■	■	■
Relays and fuses	■	■	■
Wiring diagrams	■	■	■
Guided diagnosis		■	■
Repair aid (cases with verified corrections and suggestions)		■	■
Technical drawings			■
Comfort wiring diagrams			■
Timetables			■

New Smart Scan Function

It further speeds up your work.

After performing the global system scan, in the presence of errors (also stored errors) you can directly access:

- Technical Assistance Bulletins
- Recall data
- Repair aids

Smart Scan is already included in the MTS package



MAHLE Cyber Security

In a market where vehicles are increasingly equipped with computer interconnections that optimize their operation and improve the driving experience, the protection of exchanged data is increasingly important for all manufacturers.

A topic not to be underestimated

Starting with FCA Group, Mercedes-Benz and Renault/Dacia, all vehicle manufacturers are taking steps to improve the digital security of these interchanges by implementing protection systems that differ from each other but are commonly referred to as "Cyber Security."

However, protecting data in this case means disabling all access not preliminarily authorized. This also involves access to systems that are interrogated and managed on a daily basis in every multi-brand workshop.

The result of this protective action has a strong impact on the work of the auto repairer, who is faced with the need to identify and manage agreements with each manufacturer.

For this reason, MAHLE introduces MCS - MAHLE Cyber Security: a service that facilitates workshop permissions management by the manufacturers of the protected brand, allowing authorized access directly through CONNEX 2, without loss of time and effectiveness.

MCS – MAHLE Cyber Security

Through package activation, one license can enable all Cyber Security functions developed^(*) now and in the future^(**).

^(*) FCA-Group, Renault/Dacia, Mercedes-Benz, BMW **NEW**, Maserati **NEW**, VAG-Group **NEW**.

^(**) Kia, Hyundai, Nissan.



MCS Pass

Facilitated access to Cyber Security permissions is now possible: MAHLE Cyber Security Pass is the one-time pass for all Secure Gateway licenses activated on your diagnostic tool.

A single digital identity.

All Cyber Security features you want

Managing the Cyber Security strategy enabled by manufacturers is becoming standard practice within the repair world. However, for each of the trademarks adopting such protection, there is still no uniform and facilitated access procedure. At least so far... MCS Pass - MAHLE Cyber Security Pass - is the universal, integrated and standardized solution that enables the workshop professional to access authenticated diagnostics directly with one click from their CONNEX 2.

The benefits

- A single password to remember
- A single access procedure, simple and immediate
- Unbeatable speed of access to authenticated diagnosis

1. Have a valid ID handy and be prepared for a selfie.
2. Access the MCS Pass section from CONNEX 2 DS Settings, select "Create New User," enter your information and confirm.
3. Check your inbox where you will receive a message to proceed with identity verification, which must be done:
 - Directly on CONNEX 2 / CONNEX 2 Plus
 - On App (Android/iOS smartphones)
 - On Web portal (from PC with camera)
4. Follow the step-by-step procedures required by the app or Web portal and confirm your information. Within a maximum of a couple of hours your MCS-Pass^(*) account will be active (you can verify activation from the CONNEX 2 DS settings).

^(*) Credentials are personal.



ODO-Scan


The ODO-Scan function is dedicated to those professionals who need to know just about everything of the car in their hands. Through ODO-Scan analysis, any diagnostic intervention will achieve even more value.

Not only Odometer

MAHLE wanted to include a real specialist's function in its diagnostic software: measurement and analysis of the vehicle's mileage. This is the principle that **ODO-Scan** exploits, relating all the mileage values saved in the vehicle's ECUs. From viewing this data, the operator may find anomalies in the vehicle's mileage management.

Its use is recommended when...

- Assessing car wear and tear (e.g. in the second-hand market)
- The original odometer has been replaced
- Doubts arise about the actual status of a vehicle



Other functions

In one tool, a world of possibilities and services with the aim of simplifying work.

Automatic search

It is the function that takes advantage of the software's self-learning capabilities. The vehicle identification algorithm is supported by a continuous learning mechanism on the associations between VIN and related car model.

Special Functions

- **Service Function** - Brings together repair functions for routine and extraordinary vehicle maintenance by making them accessible with a single click.
- **Body Specialist** - Brings together procedures that enable easy replacement and reset of the Body Computer system, restoring its original configurations.
- **Start & Stop** - For proper management and maintenance of the Start & Stop function, through instructions and diagnostic functions at the click of a button.
- **PUK - Pin Unlock Key** - Pincode retrieval function for key reprogramming procedures.
- **Tow Bar** - Function for the correct configuration and management of the tow bar, through a wizard that allows you to perform the set of diagnostic operations necessary for the installation/uninstallation of the device.

CONNEX Thru

Access portal to the Pass-Thru world, available through SMART THRU (optional), an accessory approved by the major automakers providing the service, for use with a PC terminal (Windows).



CONNEX 2 Technical Data



DIAGNOSTICS	CONNEX 2 1010601781XX	CONNEX 2 PLUS 1010601782XX	CONNEX 2 SMART 1010601783XX
Communication protocols		CAN (ISO 15765-4) CAN-FD (ISO 11898-1:2015) Single Wire CAN (SAE J2411) DoIP (ISO 13400) KWP 2000 (ISO 14230) ISO 9141-2 SAE J1850 PWM	SAE J1850 VPW (GM Class II) UDS (ISO 14229) SAE J1939 GMLAN (SAE J2284, CAN based) GMLAN (HS CAN) DIAG H [Honda] VW TP 1.0/2.0
Operating system	Android™ 12.0 (Android Enterprise Recommended)	Windows 11 IoT Enterprise	To be paired with Android Windows tablets
Sae J2534 Pass-Thru		SMART-Thru (optional)	
Wireless Connection	TERMINAL: Wi-Fi Bluetooth 5.0 VCI: Wi-Fi 2.4GHz (802.11 b/g/n) Bluetooth 5.0	TERMINAL: Wi-Fi 6 Bluetooth 5.1 4G LTE VCI: Wi-Fi 2.4GHz (802.11 b/g/n) Bluetooth 5.0	Wi-Fi 2.4GHz (802.11 b/g/n) Bluetooth BLE 5.0
Display	TFT LCD 10.1" WUXGA 800 nits Capacitive MultiTouch RESOLUTION 1200 x 800 (std) Resolution 1920 x 1200 (max)	TFT LCD 10.1" WUXGA 1000 nits Capacitive MultiTouch Resolution 1200 x 800 (std) Resolution 1920 x 1200 (max)	-
Camera	Front camera 8K Rear camera 16K	Front camera FULL HD Rear camera 8K	-
Battery	Lithium-ion battery (3.84 V, typical 4990 mAh; min. 4870 mAh) x 2 LifeSupport™ battery replacement technology	Lithium-ion battery (11.1 V, typical 4200 mAh; min. 4080 mAh) x 1	-
Operating temperature	TERMINAL: -29°C ÷ 63°C VCI: 0-50°C	TERMINAL: -29°C ÷ 63°C VCI: 0-50°C	0 ÷ 50 °C
Power	TERMINAL: 65W VCI: 3W	TERMINAL: 65W VCI: 3W	3 W
Military Certifications and IP Grade	TERMINAL: MIL-STD-810H IP66 VCI: IP54	TERMINAL: MIL-STD-810H MIL-STD-461G IP65 VCI: IP54	IP54
Dimensions (W x H x D)	TERMINAL: 275 x 192 x 17.9 mm VCI: 137 x 52 x 31 mm	TERMINAL: 277 x 195 x 24 mm VCI: 137 x 52 x 31 mm (VCI)	137 x 52 x 31 mm
Weight	TERMINAL: 1040g VCI: 110g	TERMINAL: 1220g VCI: 110g	110 g



MAHLE

CONNEX 2 Configurations

Activation and Updates.

Activation E-Card	Includes:	MCS	MRI	MTS	MHL
1010601801EX	START 12 FULL PASS ML1				
1010601802EX	START 12 FULL PASS ML2		■		
1010601803EX	START 12 FULL PASS ML3	■	■		
1010601804EX	START 12 FULL PASS ML4	■	■	■	
1010601807EX	START 12 ADAS PASS ML1	■			
1010601808EX	START 12 ADAS PASS ML2	■	■		
1010601809EX	START 12 EASY PASS ML1				
1010601810EX	START 12 EASY PASS ML2	■			
1010601811EX	START 36 FULL PASS ML1				
1010601812EX	START 36 FULL PASS ML2		■		
1010601813EX	START 36 FULL PASS ML3	■	■		
1010601814EX	START 36 FULL PASS ML4	■	■	■	
1010601817EX	START 36 ADAS PASS ML1	■			
1010601818EX	START 36 ADAS PASS ML2	■	■		
1010601819EX	START 36 EASY PASS ML1				
1010601820EX	START 36 EASY PASS ML2	■			
1010601847EX	DS APP (for CONNEX 2 Smart; to be combined with activation card)				

Additional Functions	Description
1010601837EX	UPGRADE MCS MAHLE Cyber Security / remaining months
1010601838EX	UPGRADE MRI Technical information / remaining months
1010601839EX	UPGRADE MTS MAHLE troubleshooting / remaining months
1010601840EX	UPGRADE MRP Repair information plus MAHLE / remaining months. The version featuring the most complete repair information, with diagrams, additional drawings, templates and solved cases
1010601841EX	FUNCTION MHL 12 Specialist support hotline Self-diagnosis 12 months (Call Center included)
1010601695EX	FUNCTION SKIP 12 SKIP 12 (Italy, France, Spain, Portugal, Netherlands, UK and Ireland) / 12 months Vehicle identification by license plate entry or CLICK&GO function

MCS = MAHLE Cyber Security
MRI = MAHLE Repair Information

MTS = MAHLE Trouble Shooting[†]
MHL = MAHLE HOTLINE

MRP = MAHLE Repair Plus

[†]Includes Smart Scan

Activation and Updates.

Renewal E-card	Includes:	MCS	MRI	MTS	MHL
1010601821EX	UPDATE 12 FULL PASS ML1				
1010601822EX	UPDATE 12 FULL PASS ML2		■		
1010601823EX	UPDATE 12 FULL PASS ML3	■	■		
1010601824EX	UPDATE 12 FULL PASS ML4	■	■	■	
1010601825EX	UPDATE 12 ADAS PASS ML1	■			
1010601826EX	UPDATE 12 ADAS PASS ML2	■	■		
1010601827EX	UPDATE 12 EASY PASS ML1				
1010601828EX	UPDATE 12 EASY PASS ML2	■			
1010601829EX	UPDATE 36 FULL PASS ML1				
1010601830EX	UPDATE 36 FULL PASS ML2		■		
1010601831EX	UPDATE 36 FULL PASS ML3	■	■		
1010601832EX	UPDATE 36 FULL PASS ML4	■	■	■	
1010601833EX	UPDATE 36 ADAS PASS ML1	■			
1010601834EX	UPDATE 36 ADAS PASS ML2	■	■		
1010601835EX	UPDATE 36 EASY PASS ML1				
1010601836EX	UPDATE 36 EASY PASS ML2	■			

Configuration change	Description
1010601848EX	UPGRADE EASY PASS TO FULL PASS From Easy Pass to Full Pass / remaining months
1010601849EX	UPGRADE EASY PASS TO ADAS PASS From Easy Pass to ADAS Pass / remaining months
1010601850EX	UPGRADE ADAS PASS TO FULL PASS ADAS Pass to Full Pass / remaining months

MCS = MAHLE Cyber Security
MRI = MAHLE Repair Information

MTS = MAHLE Trouble Shooting[†]
MHL = MAHLE HOTLINE

MRP = MAHLE Repair Plus

[†]Includes Smart Scan





MAHLE Aftermarket
Italy S.r.l.
Via Rudolf Diesel 10/A
43122 Parma
Italy
Tel. +39 0521 954 411
Fax +39 0521 954 490

info.aftermarket@mahle.com
www.brainbee.mahle.com

MAHLE Aftermarket
Deutschland GmbH
Dürrheimer Straße 49a
78166 Donaueschingen
Germany
Tel. +49 771 89653-24200
Fax +49 771 89653-24290

mss.sales.de@mahle.com
www.brainbee.mahle.com