Elke
air conditioning

AiRCON

catalogue

ZERTIFIKAT ◆ CERTIFICATE ◆ 認證證書 ◆ СЕРТИФИКАТ ◆ CERTIFICADO ◆ CERTIFICAT

TÜV SÜD Italia

CERTIFICATO

Nr. 50 100 12436 Rev.004

SI ATTESTA CHE / *THIS IS TO CERTIFY THAT*

IL SISTEMA DI GESTIONE PER LA QUALITÀ DI
THE QUALITY MANAGEMENT SYSTEM OF

ELKE S.r.l.

SEDE LEGALE E OPERATIVA:
REGISTERED OFFICE AND OPERATIONAL SITE:

VIA XXV APRILE 202
IT - 10042 NICHELINO (TO)

È CONFORME AI REQUISITI DELLA NORMA
HAS BEEN FOUND TO COMPLY WITH THE REQUIREMENTS OF

UNI EN ISO 9001:2015

QUESTO CERTIFICATO È VALIDO PER IL SEGUENTE CAMPO DI APPLICAZIONE
THIS CERTIFICATE IS VALID FOR THE FOLLOWING SCOPE OF APPLICATION

Commercializzazione di prodotti chimici, attrezzature e componenti per l'installazione e manutenzione di impianti di refrigerazione e condizionamento. Produzione di prodotti chimici per la manutenzione di impianti di refrigerazione e condizionamento (IAF 12, 18, 29)

Trade of chemical products, tools and components for the installation and the maintenance of refrigeration and air conditioning systems. Manufacturing of chemical products for the maintenance of refrigeration and air conditioning systems *(IAF 12, 18, 29)*

ACCREDIA
SGQ N° 049A

Membro degli Accordi di Mutuo Riconoscimento EA, IAF e ILAC
Signatory of EA, IAF and ILAC Mutual Recognition Agreements

Per l'Organismo di Certificazione
For the Certification Body
TÜV Italia S.r.l.

Francesco Scarlata
Direttore Divisione Business Assurance
Business Assurance Division Manager

Validità / *Validity*

Dal / From:	**2023-02-12**
Al / To:	**2026-02-11**

Data emissione / *Issuing Date*
2023-02-03

PRIMA CERTIFICAZIONE / *FIRST CERTIFICATION:* 2015-03-20

"LA VALIDITÀ DEL PRESENTE CERTIFICATO È SUBORDINATA A SORVEGLIANZA PERIODICA A 12 MESI E AL RIESAME COMPLETO DEL SISTEMA DI GESTIONE AZIENDALE CON PERIODICITÀ TRIENNALE"
"THE VALIDITY OF THE PRESENT CERTIFICATE DEPENDS ON THE ANNUAL SURVEILLANCE EVERY 12 MONTHS AND ON THE COMPLETE REVIEW OF COMPANY'S MANAGEMENT SYSTEM AFTER THREE-YEARS"

TÜV Italia • Gruppo TÜV SÜD • Viale Fulvio Testi, 280/6 • 20126 Milano • Italia • www.tuvsud.com/it

TÜV®

index / indice

P/N	PAG
11.003	018
11.004	018
11.005	018
11.005H	019
11.005YF	018
11.008	018
11.014	034
11.014B	034
11.014BK	034
11.014K	034
11.014YF	034
11.014YFB	034
11.014YFBK	034
11.014YFK	034
11.020	047
11.020.500	047
11.020LI	047
11.020M	047
11.020ME	047
11.020P	047
11.020S	046
11.020V	047
11.021	022
11.022	051
11.022.500	051
11.023	047
11.023/1	047
11.023/1S	046
11.023/2S	046
11.024	049
11.024/1	048
11.024/1LI	048
11.024/1M	048
11.024/1ME	048
11.024/1P	048
11.024/1V	048
11.024LI	049
11.024M	049
11.024P	049
11.024V	049
11.025	024
11.025T	024
11.028	050
11.029	037
11.029YF	038
11.030	037
11.030YF	038
11.031	037
11.032	037
11.032YF	038
11.033	037
11.033YF	038
11.034	037
11.035	058
11.035F	058
11.036	058
11.036F	058
11.037	100
11.038SP	100
11.050	037
11.051	037
11.059/5	037
11.060	018
11.060YF	018
11.067	037
11.067YF	038
11.069	037
11.069/5	037
11.069YF	038
11.070	058
11.070.600	058

P/N	PAG
11.075	024
11.084	039
11.084YF	039
11.086	037
11.086YF	038
11.087	037
11.087YF	038
11.124	096
11.124K	096
11.124YFK	096
11.126H	034
11.126HK	034
11.128	035
11.128/1	035
11.128/2	035
11.128/3	035
11.128/6	035
11.128B	035
11.128B/1	035
11.128B/2	035
11.128B/3	035
11.128B/6	035
11.129	097
11.129K	097
11.129YFK	097
11.192	022
11.214	050
11.214LI	050
11.214M	050
11.214ME	050
11.214P	050
11.214V	050
11.226	033
11.226B	033
11.226YF	033
11.226YFB	033
11.227F	058
11.310	103
11.316	103
11.320	103
11.404	043
11.406	043
11.501	039
11.501UV	039
11.502	039
11.502UV	039
11.508	039
11.612	045
11.613	045
11.627	044
11.629	044
11.634	045
11.635	045
11.636	044
11.638	044
11.642	045
11.713	058
11.713K	058
11.714	058
11.728	049
11.729	049
11.734	051
11.800/60P	017
11.800/60YF	017
11.801/1B	016
11.801/1BK	016
11.801/1H	016
11.801/1YF	016
11.801/1YFK	016
11.801/6B	016
11.801/6BK	016

P/N	PAG
11.801/6H	016
11.801/6YF	016
11.801/6YFK	016
11.824	016
11.824/6	016
11.824K	016
11.824K/6	016
11.826/6K	016
11.826K	016
11.910	015
12.003	020
12.004	020
12.007	021
12.009	021
12.010	022
12.011	022
12.014	021
12.021	098
12.022	098
12.026	098
12.028	098
12.031	094
12.033/3	025
12.036	025
12.036/1	025
12.036/3	025
12.036CO2	041
12.039	025
12.039/1	025
12.041	041
12.604	095
12.612	095
12.613	095
12.614	095
12.621V	094
13.010	068
13.010LC	069
13.020YF	070
13.023HYF	070
13.023LYF	070
13.031	019
13.031YF	019
13.032	092
13.032K	093
13.032YFK	093
13.033	092
13.033K	093
13.033YFK	093
13.034	071
13.035	071
13.036	071
13.037	071
13.038	071
13.038D	071
13.038YF	070
13.039	071
13.039YF	070
13.041	019
13.041YF	019
13.045	072
13.045YF	072
13.046	072
13.046YF	072
13.047H	071
13.047L	071
13.050	100
13.051	085
13.052	100
13.053	085
13.054	085
13.058HYF	070
13.058LYF	070
13.060	061
13.063	081
13.064	081
13.065	081
13.066	081

P/N	PAG
13.067	081
13.068	081
13.069	081
13.070	081
13.071	081
13.072	081
13.074	060
13.075	100
13.079/1	052
13.080	071
13.080G	071
13.080YF	070
13.081	071
13.081G	071
13.081YF	070
13.084	052
13.084YFK	052
13.086	079
13.089	022
13.095	071
13.095YF	070
13.097	022
13.099	059
13.102B	067
13.102BYF	066
13.102R	067
13.102RYF	066
13.103B	067
13.103BYF	066
13.103R	067
13.103RYF	066
13.111B	067
13.111BYF	066
13.111R	067
13.111RYF	066
13.112B	067
13.112R	067
13.124Y	059
13.126B	067
13.126R	067
13.134BT	067
13.134RT	067
13.143BNT	067
13.143RNT	067
13.149B	067
13.149R	067
13.166B	067
13.166R	067
13.170B	067
13.170R	067
13.189B	067
13.189R	067
13.194B	067
13.194R	067
13.200	032
13.200/2	032
13.201	059
13.203.20B	030
13.209	032
13.209/2	032
13.210/1	026
13.210/1D	026
13.210/1F	026
13.210/1GB	026
13.220	030
13.220/1	030
13.220/2	030
13.220D	030
13.220F	030
13.220GB	030
13.224B	030
13.230	026
13.230D	026
13.230F	026
13.230GB	026
13.237	030
13.242	027

P/N	PAG
13.259	040
13.260	042
13.260D	042
13.260F	042
13.260UK	042
13.262	072
13.263	072
13.269YF	072
13.270YF	072
13.298	029
13.302M	041
13.302W	041
13.409	043
13.410	041
13.411	043
13.413H	042
13.413L	042
13.500B	060
13.506	052
13.510/1	061
13.510/2	061
13.511	061
13.522/1	028
13.522/1D	028
13.522/1F	028
13.522/1GB	028
13.526	057
13.527	060
13.529	056
13.530	061
13.532	057
13.623	092
13.624	092
13.705	053
13.717	052
13.752	099
13.752/1	099
13.801	054
13.802	055
13.1033B	067
13.1033R	067
13.1040B	067
13.1040R	067
13.1054B	067
13.1054R	067
13.1063B	067
13.1063R	067
13.1064B	067
13.1064R	067
13.1081B	067
13.1081R	067
13.1141B	067
13.1141R	067
13.1144B	067
13.1144R	067
13.1179B	067
13.1179R	067
13.1238B	067
13.1238R	067
13.1239B	067
13.1239R	067
15.002W	062
15.004W	062
15.005	062
15.006W	062
15.007	063
15.010	063
15.011	063
15.013W	063
15.014W	063
15.048	064
15.050	064
15.058	064
15.059	064
20.2002	039
20.2003	039
20.3003	039

P/N	PAG
20.4002	039
20.4003	039
21.1003	038
55.008	023
55.043	023
77.003	102
77.004	102
77.007	102
77.008	102
88.001/10	078
88.002/10	078
88.003/10	078
88.004/10	078
88.005/10	080
88.006/10	080
88.007/10	080
88.008/5	075
88.009/5	075
88.010/5	074
88.010YF/5	074
88.011/5	074
88.011YF/5	074
88.012/10	084
88.013/10	079
88.014/10	078
88.015/10	078
88.016/10	078
88.017/10	079
88.018/10	079
88.018G/10	079
88.019/10	078
88.020/10	078
88.021/10	078
88.022/10	084
88.023/10	084
88.024/10	078
88.026/10	080
88.027/10	080
88.028/10	080
88.029/10	080
88.030/10	080
88.031B/5	080
88.032B/5	080
88.033B/5	080
88.034B/5	080
88.035/10	081
88.036/10	081
88.037/10	081
88.038/10	081
88.039/10	084
88.040/10	084
88.041/10	084
88.042/5	074
88.043/5	074
88.047/10	079
88.050/10	083
88.051/10	083
88.052/10	083
88.053/10	083
88.054/10	083
88.055/10	083
88.056/10	083
88.057/10	083
88.058/10	083
88.059/10	083
88.060/10	079
88.068/10	079
88.072/5	077
88.072T/10	077
88.075/10	078
88.077/10	079
88.080/10	082
88.081/10	082
88.082/10	082
88.083/10	082
88.084/10	082
88.085/10	082

P/N	PAG
88.086/10	082
88.087/10	082
88.088/10	082
88.089/10	082
88.091/10	082
88.093/5	075
88.094/5	075
88.095/5	075
88.096/5	075
88.097/5	075
88.098/5	075
88.099/5	075
88.100/5	075
88.101/5	075
88.102/5	075
88.110/10	078
88.113/10	078
88.118/10	079
88.122/10	082
88.123/5	074
88.123YF/5	074
88.125/5	074
88.125YF/5	074
88.126/5	074
88.128/5	074
88.135/5	076
88.139/10	078
88.142/5	076
88.152/10	079
88.153/10	079
88.155/10	079
88.161/10	080
88.162/10	078
88.180	086
88.183/5	077
88.186	031
88.186D	031
88.186D/SX	031
88.186F	031
88.186GB	031
88.188	031
88.190	086
88.200	083
88.205	087
88.210/5	076
88.211/5	076
88.212/5	076
88.214/5	076
88.216/5	076
88.217/5	076
88.218/5	076
88.227/5	076
88.230/5	075
88.231/5	075
88.232/5	075
88.233/5	075
88.234/5	075
88.241/10	084
88.257/10	080
88.258/10	080
88.259/10	080
88.270/10	084
88.271/10	084
88.272/5	074
88.273/5	074
88.276/10	084
88.277	077
88.277H	077
88.278	077
88.278H	077
88.289	077
88.289H	077
88.291/10	084
88.292/10	084
88.293/10	084
88.296/10	084
88.298/10	084

P/N	PAG
88.299/10	084
88.312	088
88.313	088
88.314	089
88.315	089
88.316	089
88.322	087
88.400	085
88.401	085
88.402	059
88.405	085
88.412	076
88.650/5	076
88.652/5	076
88.700	086
88.800	065
88.801	065
88.802	065
88.803	065
88.804	065
88.805	065
88.806	065
88.809	065
88.810	065
88.811	065
88.900	090
88.901	090
88.902	091
88.903	091
88.904	091
88.904/1	087
Y13.102B	066
Y13.102R	066
Y13.143B	066
Y13.143R	066
Y13.184B	066
Y13.184R	066
Y13.198B	066
Y13.198R	066
Y13.1010BYF	066
Y13.1010RYF	066
Y13.1013BYF	066
Y13.1013RYF	066
Y13.1014B	066
Y13.1014R	066
Y13.1026BYF	066
Y13.1026RYF	066
Y13.1037B	066
Y13.1037R	066
Y13.1038B	066
Y13.1038R	066
Y13.1242B	066
Y13.1242R	066
Y13.1251B	066
Y13.1251R	066

Our story Who are We?

Twenty years of experience, customer oriented approach, a team of young under 30 professionals with an eye to innovation and our planet: this is the winning formula of Elke.
Elke is an Italian manufacturing company based in Nichelino, Torino. Its core business is the production and trade of innovative solutions for the maintenance of the entire cold chain.

Elke turns to 3 different markets:
- Automotive A/C systems
- A/C systems in domestic and industrial sectors
- Domestic and industrial refrigeration

We export all over the world.
Since January 2021, we are officially Authorized exporters.

We are proudly business partners of the most important manufacturers of A/C charging stations, as well as spare parts dealers and equipment suppliers. Our partners and distributors are located in more than 50 Countries all over the world.

La nostra storia Chi siamo?

Vent'anni di esperienza, approccio orientato al cliente, un team di giovani professionisti under 30 con un occhio all'innovazione e al nostro pianeta: questa è la formula vincente di Elke.
Elke è un'azienda manufatturiera italiana con sede a Nichelino, Torino.
Il suo core business è la produzione e la commercializzazione di soluzioni innovative per la manutenzione dell'intera catena del freddo.

Elke si rivolge a 3 mercati diversi:
- Sistemi di climatizzazione automotive
- Impianti A/C nei settori domestico e industriale
- Refrigerazione domestica e industriale

Esportiamo in tutto il mondo.
Da gennaio 2021 siamo ufficialmente esportatori autorizzati.

Siamo orgogliosamente partner commerciali dei più importanti produttori di stazioni di ricarica A/C, nonché rivenditori di ricambi e fornitori di attrezzature. I nostri partner e distributori sono presenti in più di 50 Paesi in tutto il mondo.

44°59'43.86''N
7°38'47.82''E
Elke srl HEADQUARTER
NICHELINO, about 5 km south of Turin
TURIN

A/C system **diagram**
schema impianto A/C

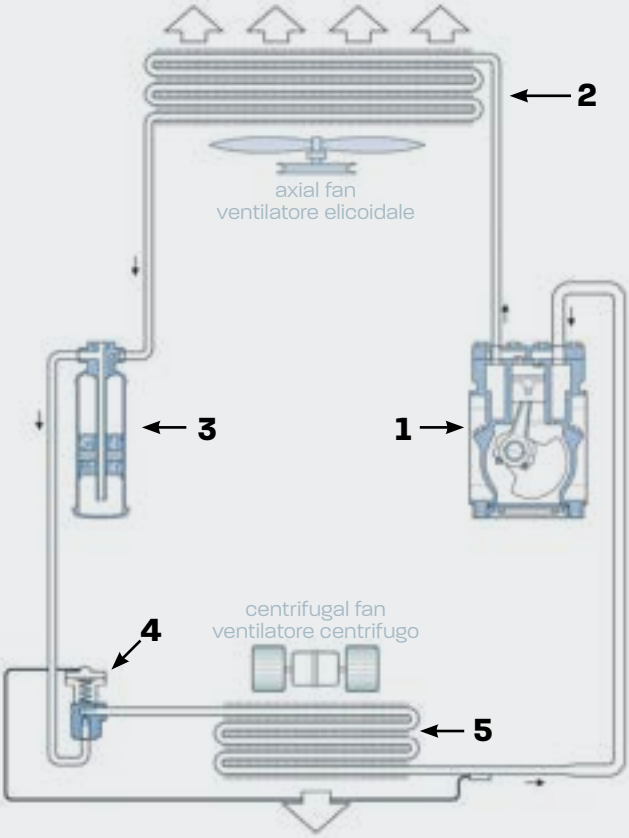

1. COMPRESSOR / COMPRESSORE

The core of the A/C system. Through compression, it allows the refrigerant to change its state, from gaseous to liquid, and to flow through the different components of the system, high and low pressure side.

Il centro dell'impianto A/C. Attraverso la compressione, consente al refrigerante di cambiare il suo stato, da gassoso a liquido, e di fluire attraverso i diversi componenti dell'impianto, lato alta e bassa pressione.

2. CONDENSER / CONDENSATORE

Essential for changing the state of the coolant in the system, it is positioned in front of the engine cooling radiator. The function of the condenser is to ensure that the state of the refrigerant changes from gaseous to liquid (condensation), through the transfer of heat from the refrigerant to the ambient air.

Essenziale per modificare lo stato del refrigerante nel sistema, è posizionato anteriormente rispetto al radiatore di raffreddamento del motore. La funzione del condensatore è quella di far sì che lo stato del refrigerante cambi da gassoso a liquido (condensazione), attraverso la cessione di calore del refrigerante all'aria dell'ambiente.

3. DRYER FILTER

FILTRO ESSICCATORE

It is used to filter particles and debris that flow into the circuit and absorb any humidity. Additionally, it also stores oil and coolant.

Serve per filtrare particelle e detriti che fluiscono nel circuito e assorbire l'eventuale umidità. Inoltre, immagazzina anche olio e refrigerante.

4. THERMAL EXPANSION VALVE (TXV)

VALVOLA DI ESPANSIONE TERMICA (TXV)

It guarantees the correct operating parameters of the A/C system as it controls the quantity of refrigerant released to the evaporator. The TXV separates the high and low pressure sides and guarantees an optimal operation of the system, with a yield corresponding to the cold air production needs.

Garantisce i parametri di funzionamento corretti dell'impianto A/C poichè controlla la quantità di refrigerante rilasciato all'evaporatore. Il TXV separa i lati di alta e bassa pressione e garantisce il funzionamento ottimale dell'impianto e una resa corrispondente alle esigenze di produzione di aria fredda.

5. EVAPORATOR / EVAPORATORE

It guarantees the change of state of the refrigerant, from liquid to gaseous (evaporation). During the process, the blown air flows across the surface of the evaporator and gives off heat to the refrigerant, cooling before being released into the passenger compartment.

Garantisce il cambio di stato del refrigerante da liquido a gassoso (evaporazione). Durante il processo, l'aria soffiata fluisce attraverso la superficie dell'evaporatore e cede calore al refrigerante, raffreddandosi prima di essere immessa all'interno dell'abitacolo.

Flush of the A/C system? ***When, Why*** *and* ***What***

Lavare l'impianto A/C? ***Quando, Perchè*** *e* ***Cosa***

WHEN / QUANDO ?
Replacement of the compressor
Contamination of the system
Sostituzione del compressore
Contaminazione dell'impianto

WHY / PERCHÈ ?
To not void the manufacturer's warranty
To avoid additional damages to the system
Per non perdere la garanzia del costruttore
Per evitare ulteriori danni all'impianto

VISUAL DIAGNOSIS AND POSSIBLE CONTAMINANTS / **DIAGNOSI VISIVA** E POSSIBILI CONTAMINANTI



LIGHT BROWN COLOR
System / Compressor exposed to overheating

COLORE MARRONE CHIARO
Impianto / Compressore esposto a surriscaldamento



DARK BROWN / BLACK COLOR
System / Compressor exposed to excessive overheating

COLORE MARRONE SCURO / NERO
Impianto / Compressore esposto a surriscaldamento eccessivo



VISIBLE METAL CHIPS / PARTICLES
Compressor seizure caused by oil exhaustion or inadequate lubrication

TRUCIOLI / PARTICELLE DI METALLO VISIBILI
Grippaggio del compressore provocato da esaurimento dell'olio o da lubrificazione inadeguata



VISIBLE RUBBER / PLASTIC COMPOUNDS
Aged seals, aggressive additives reacting with seals and hoses, dryer filter failure or excessive dryer wear

COMPOSTI DI GOMMA / PLASTICA VISIBILI
Guarnizioni invecchiate, additivi aggressivi che reagiscono con guarnizioni e tubi flessibili, avaria del filtro essiccatore o eccessiva usura dell'essiccatore

WHAT / COSA ?
It is not possible to flush compressors, expansion/orifice valves, filter dryers or accumulators, which must therefore be bypassed with adapters during the flushing cycle. At the end of the cycle, **it is necessary to replace the valves and filters.**
Non è possibile effettuare il lavaggio di compressori, valvole di espansione/di espansione ad orifizio, filtri essiccatori o accumulatori, che dovranno pertanto essere bypassati con adattatori durante il ciclo di lavaggio. Al termine del ciclo di lavaggio **è necessario sostituire le valvole e i filtri**.

pressure reading using manometers
lettura pressioni mediante manometri

READING and **INTERPRETING** the pressures is an important tool for carrying out a quick and effective diagnosis of the A/C system!

PREVENTIVE TEST

To carry out this analysis, it is necessary to proceed with a preventive check of the operation of the system by measuring its static pressure, i.e. with the engine and A/C system turned off.
NOTE: at 20°C the static pressure is approximately 5 bar. If the result is lower than 5 bars, it means that the system's charge level is too low and therefore it is necessary to proceed directly to the leak search. *Even in good operative conditions, a system might loose up to 50 grams of refrigerant per year.*

PRESSURE READING

Once the operation of the system has been verified, we proceed by:

- ***STARTING THE ENGINE***
  1. first at minimum
  2. then at a constant 1,500/2,000 rpm
- ***TURNING ON THE AIR CONDITIONING***
  - at minimum temperature
  - at 70% ventilation

If the high and low pressure readings are within the pressures shown in the picture below, than the system is working properly.

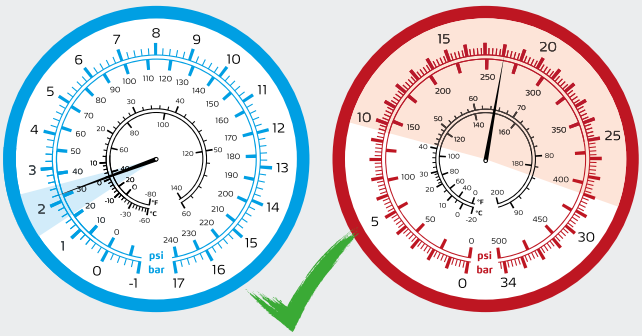

However, if the values are out of the range, a further evaluation on a case-by-case basis is needed to identify the causes and possible actions to be taken.

LEGGERE e **INTERPRETARE** le pressioni è un importante strumento per effettuare una diagnosi rapida ed efficace dell'impianto A/C!

TEST PREVENTIVO

Per eseguire questa analisi è necessario fare una verifica preventiva dell'operatività dell'impianto, misurandone la pressione statica, cioè a motore e impianto A/C spenti.
NB: a 20°C la pressione statica è di circa 5 bar. Se il dato misurato fosse più basso significherebbe un livello di carica dell'impianto troppo basso e quindi è necessario procedere direttamente alla ricerca perdite. *Un impianto, anche in buone condizioni, può perdere fino a 50 grammi di refrigerante l'anno.*

LETTURA PRESSIONI

Verificata l'operatività del sistema, si procede:

- ***all'AVVIAMENTO DEL MOTORE***
  1. prima al minimo
  2. poi a 1.500/2.000 giri/min costanti
- ***all'ACCENSIONE DELL'ARIA CONDIZIONATA***
  - al minimo della temperatura
  - al 70% della ventilazione

Se la lettura delle pressioni di alta e bassa pressione rientra nei valori sotto riportati, il sistema funziona correttamente.

AMBIENT T T AMBIENTE (°C)	VARIABLE DISPLACEMENT COMPRESSOR COMPRESSORE A SPOSTAMENTO VARIABILE			
	LP /BP (bar)		HP /AP (bar)	
	min	max	min	max
15.5	1.5	2.3	9.5	13.0
21.0	1.5	2.3	12.5	17.5
26.5	1.5	2.3	14.0	20.5
32.0	1.5	2.5	16.0	24.0
38.8	1.5	2.5	18.5	25.5
43.0	1.5	2.5	22.0	28.0

Se i valori invece non rientrano nelle specifiche, è necessaria una valutazione caso per caso per identificare le cause e le possibili azioni da intraprendere.

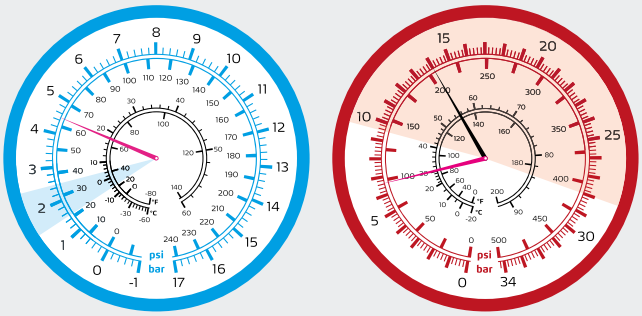

CASE 1

LP: too high
HP: normal or too low

1. **Expansion valve stuck in open position**
   - perform valve diagnosis
   - check if the system is clean
2. **Compressor malfunction or damage**
   - replace (if damaged) and wash the system

CASO 1

BP: troppo elevata
AP: normale o troppo bassa

1. **Valvola di espansione bloccata in posizione aperta**
   - effettuare diagnosi della valvola
   - verificare che l'impianto sia pulito
2. **Malfunzionamento o danneggiamento del compressore**
   - sostituire (se danneggiato) ed effettuare il lavaggio dell'impianto

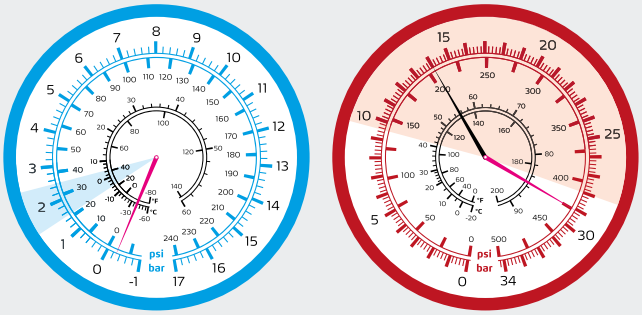

CASE 2

LP: too low
HP: normal or too high

1. **Stuck compressor suction valve not allowing adequate refrigerant flow**
   - perform valve diagnosis
   - check if the system is clean
2. **Clogged or saturated dryer filter**
   - the system charge could be in excess
   - humidity present due to inadequate vacuum

CASO 2

BP: troppo bassa
AP: normale o troppo alta

1. **Valvola di aspirazione del compressore bloccata: non consente il flusso di refrigerante adeguato**
   - effettuare diagnosi della valvola
   - verificare che l'impianto sia pulito
2. **Filtro essiccatore intasato o saturato**
   - la carica impianto potrebbe essere in eccesso
   - presente umidità per vuoto non adeguato

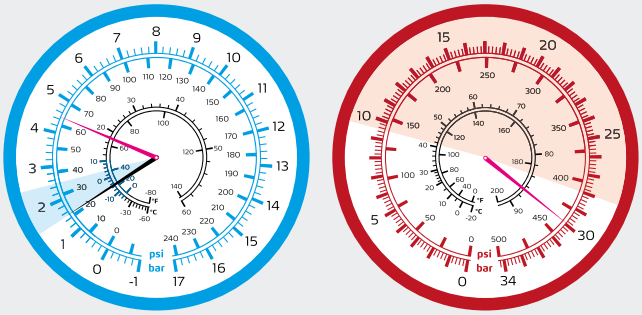

CASE 3

LP: normal or too high
HP: too high

SYSTEM OVERLOAD

1. **High pressure side clogged**
   - check if the system is clean
   - carry out external cleaning of the condenser to ensure optimal heat exchange
2. **External temperature > 40°C**
   - the system charge could be in excess
   - wash the system

CASO 3

BP: normale o troppo elevata
AP: troppo elevata

SOVRACCARICO IMPIANTO

1. **Lato alta pressione intasato**
   - verificare che l'impianto sia pulito
   - eseguire pulizia esterna del condensatore per assicurare uno scambio termico ottimale
2. **Temperatura esterna > 40°C**
   - la carica impianto potrebbe essere in eccesso
   - effettuare il lavaggio dell'impianto

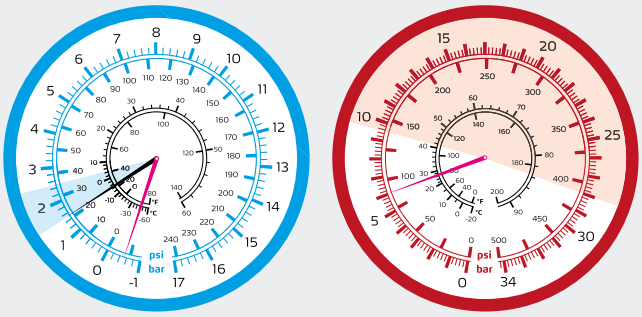

CASE 4

LP: normal or too low
HP: too low

1. **Coolant level too low**
   - diagnose any leaks
2. **Expansion valve clogged or blocked**
   - perform valve diagnosis
   - check if the system is clean

CASO 4

BP: troppo bassa
AP: troppo bassa

1. **Livello refrigerante troppo basso**
   - diagnosticare eventuali perdite
2. **Valvola d'espansione intasata o bloccata**
   - effettuare diagnosi della valvola
   - verificare che l'impianto sia pulito

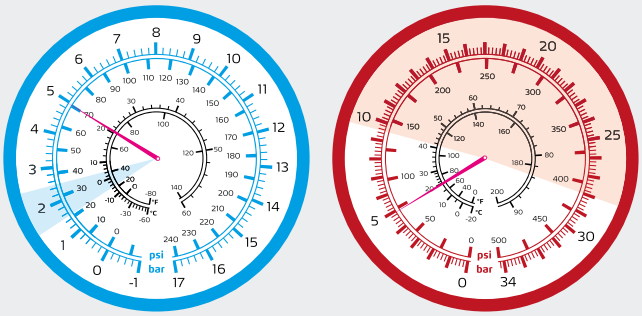

CASE 5

LP: same value as HP
HP: same value as LP

1. **Compressor failure**
   - determine cause and replace
   - flush the system
2. **Compressor drive belt/pulley malfunction**

CASO 5

BP: stesso valore di AP
AP: stesso valore di BP

1. **Avaria del compressore**
   - determinare causa e sostituire
   - effettuare il lavaggio dell'impianto
2. **Malfunzionamento della cinghia di trasmissione / puleggia del compressore**

lubricants for A/C compressors
lubrificanti per compressori A/C

COMPRESSORS COMPRESSORI	OIL TYPE TIPO di OLIO	GAS TYPE TIPO di GAS	ISO VISCOSITY VISCOSITÀ ISO	FORMAT FORMATO	P/N
MECHANIC (and SANDEN ELECTRIC) MECCANICI (ed ELETTRICI SANDEN)	PAG	R-134a	46	250 ml	11.029
				1 L	11.032
				5 L	11.050
			46 + UV	250 ml	11.067
				1 L	11.069
			100	250 ml	11.030
				1 L	11.033
				5 L	11.051
			100 + UV	250 ml	11.086
				1 L	11.087
			150	250 ml	11.031
				1 L	11.034
			150 + UV	250 ml	11.154
		R-1234yf	46	250 ml	11.029YF
				1 L	11.032YF
			46 + UV	250 ml	11.067YF
				1 L	11.069YF
			100	250 ml	11.030YF
				1 L	11.033YF
			100 + UV	250 ml	11.086YF
				1 L	11.087YF
		R-134a R-1234yf R-456a	UNIVERSAL UNIVERSALE	250 ml	11.501
				1 L	11.502
			UNIVERSAL + UV UNIVERSALE + UV	250 ml	11.501UV
				1 L	11.502UV
ELECTRIC (NO SANDEN) ELETTRICI (NO SANDEN)	POE	R-134a	80	250 ml	11.084
		R-1234yf	80	250 ml	11.084YF
		R-134a/R-1234yf	UNIVERSAL UNIVERSALE	250 ml	11.508

leak stop for A/C systems
turafalle per impianti A/C

COMPRESSORS COMPRESSORI	OIL TYPE TIPO di OLIO	GAS TYPE TIPO di GAS	CAN BOMBOLETTA	P/N	SYRINGE SIRINGA	P/N
MECHANIC (and SANDEN ELECTRIC) MECCANICI (ed ELETTRICI SANDEN)	PAG	R-134a	30 ml	11.226	30 ml	11.014
					30 ml + adapt.	11.014K
			+ UV 40 ml	11.226B	40 ml	11.014B
					40 ml + adapt.	11.014BK
		R-1234yf	30 ml	11.226YF	30 ml	11.014YF
					30 ml + adapt.	11.014YFK
			+ UV 40 ml	11.226YFB	40 ml	11.014YFB
					40 ml + adapt.	11.014YFBK
		UNIVERSAL UNIVERSALE R-134a R-1234yf R-456a			6 ml	11.128
					6 ml + R-134a adapt.	11.128/1
					6 ml + R-1234yf adapt.	11.128/2
					6 ml + 2 adapt.	11.128/3
					8 ml	11.128B
					+ UV 8 ml + R-134a adapt.	11.128B/1
					+ UV 8 ml + R-1234yf adapt.	11.128B/2
					+ UV 8 ml + 2 adapt.	11.128B/3
ELECTRIC (NO SANDEN) ELETTRICI (NO SANDEN)	POE	UNIVERSAL UNIVERSALE R-134a R-1234yf			30 ml	11.126H
					30 ml + 2 adapt.	11.126HK

UV additives for A/C systems
additivi UV per impianti A/C

COMPRESSORS COMPRESSORI	OIL TYPE TIPO di OLIO	GAS TYPE TIPO di GAS	CAN BOMBOLETTA	P/N	SYRINGE SIRINGA	P/N
MECHANIC (and SANDEN ELECTRIC) MECCANICI (ed ELETTRICI SANDEN)	PAG	R-134a	250 ml	11.005	12x 7.5 ml	11.801/1B
			350 ml	11.060	12x 7.5 ml + adapt.	11.801/1BK
			1 L	11.004		
		R-1234yf	250 ml	11.005YF	12x 7.5 ml	11.801/1YF
			350 ml	11.060YF	12x 7.5 ml + adapt.	11.801/1YFK
		UNIVERSAL UNIVERSALE R-134a / R-1234yf / R-456a	250 ml	11.003	12x 7.5 ml	11.824
			1 L	11.008	12x 7.5 ml + 2 adapt.	11.824K
ELECTRIC (NO SANDEN) ELETTRICI (NO SANDEN)	POE	UNIVERSAL UNIVERSALE R-134a R-1234yf	250 ml	11.005H	12x 7.5 ml	11.801/1H
					12x 7.5 ml + 2 adapt.	11.826K



A/C. STARTER. PACK

purifying
igienizzazzione

leak stop to
repair A/C leaks
turafalle per
riparare perdite A/C

UV to **find**
A/C leaks
UV per **trovare**
perdite A/C

lubricant for
compressors
lubrificante per
compressori

P/N **11.910**

A/C STARTER PACK

all you need for the care of your A/C system in a box
tutto il necessario per la cura del tuo impianto A/C in una scatola

A/C STARTER PACK includes / **A/C STARTER PACK** include

2x	P/N	11.024	200 ml vertical purifying spray - lavender / spray igienizzante verticale 200 ml - lavanda
2x	P/N	11.023/1	100 ml purifying spray with canula - lavender / spray igienizzante 100 ml con cannuccia - lavanda
	P/N	11.128/6	6x 6 ml syringe of concentrated leak stop / 6x turafalle concentrato 6 ml in siringa
	P/N	11.003	250 ml UNIVERSAL UV additive / additivo UV UNIVERSALE 250 ml
2x	P/N	11.501	250 ml UNIVERSAL PAG lubricant / lubrificante PAG UNIVERSALE 250 ml
	P/N	11.508	250 ml UNIVERSAL POE lubricant / lubrificante POE UNIVERSALE 250 ml
	P/N	11.800/60P	R-134a adapter for syringe / adattatore R-134a per siringa
	P/N	11.800/60YF	R-1234yf adapter for syringe / adattatore R-1234yf per siringa

UV additives
for the leaks research
additivi UV
per la ricerca delle perdite

UV additives are special UV fluorescent contrast liquids designed for the **detection of refrigerant gas leaks** in air conditioning systems.
Gli additivi UV sono degli speciali liquidi di contrasto fluorescente UV appositamente progettati per la **ricerca** delle **perdite di gas refrigerante** negli impianti di aria condizionata.

	UV	MECHANIC	ELECTRIC	R-134a	R-1234yf	12x	6x	R-134a	R-1234yf
P/N 11.801/1B	•	•		•		•			
P/N 11.801/1BK	•	•		•		•		•	
P/N 11.801/1YF	•	•			•	•			
P/N 11.801/1YFK	•	•			•	•			•
P/N 11.824	•	•		•	•	•			
P/N 11.824K	•	•		•	•	•		•	•
P/N 11.801/1H	•		•	•	•	•			
P/N 11.826K	•		•	•	•	•		•	•
P/N 11.801/6B	•	•		•			•		
P/N 11.801/6BK	•	•		•			•	•	
P/N 11.801/6YF	•	•			•		•		
P/N 11.801/6YFK	•	•			•		•		•
P/N 11.824/6	•	•		•	•		•		
P/N 11.824K/6	•	•		•	•		•	•	•
P/N 11.801/6H	•		•	•	•		•		
P/N 11.826/6K	•		•	•	•		•	•	•

12x

6x

NOTE: each of our UV additive syringe contains 7.5 ml of product, which is the recommended dose for a single use.
NB: le nostre siringhe di additivo UV contengono tutte 7.5 ml di prodotto, ovvero la dose consigliata per un singolo utilizzo.

Syringe
ADAPTERS

ADATTATORI
per siringa

A. R-134a
B. Check valve / valvola di non-ritorno

P/N **11.800/60P**

R-134a

A. R-1234yf
B. Check valve / valvola di non-ritorno

P/N **11.800/60YF**

R-1234yf

P/N **11.005**

PAG based

Net content **250 ml**

x12 pcs - 30x24x18cm

P/N **11.060**

PAG based

Net content **350 ml**

x15 pcs - 33x28x25cm

P/N **11.004**

PAG based

Net content **1 liter**

x6 pcs - 34x28x20cm

UV

R-134a

P/N **11.005YF**

PAG based

Net content **250 ml**

x12 pcs - 30x24x18cm

P/N **11.060YF**

PAG based

Net content **350 ml**

x15 pcs - 33x28x25cm

UV

R-1234yf

P/N **11.003**

PAG based

Net content **250 ml**

x12 pcs - 30x24x18cm

P/N **11.008**

PAG based

Net content **1 liter**

x6 pcs - 34x28x20cm

UV

R-134a
R-1234yf

P/N **11.005H**

POE based

Net content **250 ml**

x12 pcs - 34x24x18cm

UV

ELECTRIC

R-134a
R-1234yf

PISTON INJECTOR

INIETTORE a PISTONE



Capacity / capacità **2x 7,5 ml**

A. F1/4" SAE *(7/16-20UNF-2B)*

B. M1/4" SAE *(7/16-20UNF-2A)*

C. LP quick coupler for R-134a
attacco rapido BP per R-134a

P/N **13.031**

R-134a



Capacity / capacità **2x 7,5 ml**

A. M12x1,5

B. F12x1,5

C. LP quick coupler for R-1234yf
attacco rapido BP per R-1234yf

P/N **13.031YF**

R-1234yf



Capacity / capacità **60 ml**

A. 45° F1/4" SAE *(7/16-20UNF-2B)*

B. M1/4" SAE *(7/16-20UNF-2A)*

C. LP quick coupler for R-134a
attacco rapido BP per R-134a

P/N **13.041**

R-134a



Capacity / capacità **60 ml**

A. 45° M12x1,5

B. F12x1,5

C. LP quick coupler for R-1234yf
attacco rapido BP per R-1234yf

P/N **13.041YF**

R-1234yf



UV lamps
lampade UV

P/N **12.003**

UV LAMP
LAMPADA UV

UV

60W

12 V

P/N 12.011
INCLUDED

UV

100W

12 V

P/N 12.011
INCLUDED

P/N **12.004**

UV LAMP
LAMPADA UV

P/N 12.007

UV LAMP
LAMPADA UV

UV
HI-LED

1x Li

110/220V
INCLUDED

154 - 170 µW/cm2
50W

P/N 12.011
INCLUDED

P/N 12.009

UV LAMP
LAMPADA UV

UV
12 LED

3x AAA

P/N 12.011
INCLUDED

NEW!

P/N 12.014

UV LAMP
LAMPADA UV

UV
5W
COB

1x Li - 3.7V 2000mAh

TOP
5W
COB

FRONT
3W
XPE

P/N 12.011
INCLUDED

UV additive REMOVER
PULITORE additivo UV

P/N **11.192**

Net content **750 ml**

x12 pcs - 34x25x28cm

P/N **11.021**

Net content **400 ml**

x12 pcs - 27x22x21cm

P/N **12.010**

SAFETY GOGGLES
OCCHIALI PROTETTIVI

- ANTI-SCRATCH
- ANTI-FOG
- ANSI Z87.1
- CE EN 166B

P/N **12.011**

ANTI-UV GOGGLES
OCCHIALI ANTI-UV

- ANTI-UV

P/N **13.089**

PROTECTIVE GLOVES
GUANTI PROTETTIVI

- EN 420:2003 (dexterity 5)
- EN 388:2003 (mechanical risk)
- EN 374-1:2003 EN 374-3:2003 (chemicals and micro-organism)

P/N **13.097**

PROTECTIVE GLOVES
GUANTI PROTETTIVI

- EN4202003+A1:20199
- EN ISO 374-1:2016
- EN ISO 374-2:2016
- EN ISO 374-3:2016

UV

R-134a

x1 pc - 31x13x38cm

P/N **55.008**

UV LEAK DETECTION KIT with case
KIT CERCAFUGHE UV con valigetta

P/N	**12.003**	60W UV lamp with 90° swinging head / Lampada UV 60W con testa rotante 90°
P/N	**12.011**	Anti-UV goggles / Occhiali anti-UV
P/N	**11.005**	250 ml UV additive (PAG based) / Additivo UV (base PAG) 250 ml
P/N	**11.021**	UV additive remover spray / Spray pulitore additivo UV

UV

R-134a
R-1234yf

x1 pc - 31x13x38cm

P/N **55.043**

UV LEAK DETECTION KIT with case
KIT CERCAFUGHE UV con valigetta

P/N	**12.009**	Pocket UV lamp with battery / Lampada UV tascabile con batteria
P/N	**11.824K**	12x 7,5 ml UV additive (PAG based) and adapters / Additivo UV (base PAG) 12x 7,5 ml e adattatori
P/N	**12.011**	Anti-UV goggles / Occhiali anti-UV
P/N	**11.021**	UV additive remover spray / Spray pulitore additivo UV

bubble leak detector
cercafughe a bolle

P/N **11.075**

SPRAY

Net content **100 ml**

x12 pcs - 15x17x17cm

P/N **11.025**

SPRAY

Net content **400 ml**

x12 pcs - 27x22x21cm

BUBBLE LEAK DETECTOR
spray

CERCAFUGHE a BOLLE
spray

BUBBLE LEAK DETECTOR
liquid

CERCAFUGHE a BOLLE
liquido

P/N **11.025T**

Net content **750 ml**

x12 pcs - 34x25x28cm

electronic leak detectors
cercafughe elettronici

The electronic leak detectors allow to identify, quickly and effectively, the micro-leaks present in the A/C system, where a particular refrigerant gas or hydrogen has been introduced.
I cercafughe elettronici permettono di individuare le micro-fughe presenti nell'impianto A/C, in maniera rapida ed efficace, dove è stato inserito un particolare gas refrigerante o idrogeno.

P/N **12.039**

UNIVERSAL leak detector
Cercafughe **UNIVERSALE**

R-134a
R-1234yf
R-456a
etc...

3g/year

H_2 2g/year

P/N **12.033/3**

Tester
for / per 12.039

P/N **12.039/1**

Sensor / Sensore
for / per 12.039

P/N **12.036**

HYDROGEN leak detector
Cercafughe **IDROGENO**

H_2 2g/year

P/N **12.036/1**

Sensor / Sensore
for / per 12.036

P/N **12.036/3**

Protection / Protezione
for / per 12.036, 12.039

LEAK DETECTION kit
kit CERCAFUGHE

The most effective and efficient solution for detecting possible leaks in automotive A/C systems. Thanks to the use of the nitrogen/hydrogen mixture and the appropriate electronic leak detector, it is possible to find the micro-leaks of gas present in the system with ease and precision.
La soluzione più efficace ed efficiente per la ricerca di possibili fughe negli impianti A/C. Grazie all'impiego della miscela azoto/idrogeno e dell'apposito cercafughe elettronico è possibile trovare con facilità e precisione le micro-fughe di gas presenti nell'impianto.

N_2H_2

x1 pc - 53x14x42cm

P/N **13.230** *
P/N **13.230D** *
P/N **13.230F** *
P/N **13.230GB** *

with 2.2-liter cylinder
/ con bombola 2.2 litri

P/N **13.210/1** *
P/N **13.210/1D** *
P/N **13.210/1F** *
P/N **13.210/1GB** *

with 1-liter cylinder
/ con bombola 1 litro

STAR
N2H2 LEAK DETECTION KIT / KIT CERCAFUGHE N2H2

P/N	**13.209/2**	2.2-liter 95%-nitrogen 5%-hydrogen cylinder / Bombola 95%-azoto 5%-idrogeno 2.2 litri
P/N	**88.186**	1 liter cylinder reduction / Riduttore bombola 1 litro
P/N	**88.217**	Adapter / Adattatore M1/4" SAE *(7/16-20UNF-2A)* x M12x1,5
P/N	**13.124Y**	1,5 mt yellow hose / Tubo giallo 1,5 mt - 2x F1/4" SAE *(7/16-20UNF-2B)*
P/N	**13.220**	* Pressure regulator for refillable cylinders / Regolatore di pressione per bombole ricaricabili
P/N	**12.036**	Electronic leak detector for hydrogen / Cercafughe elettronico per idrogeno
P/N	**13.512/1**	Manifold gauge with hose / Manometro con tubo
P/N	**13.034**	HP quick coupler for R-134a x M1/4"SAE / Attacco rapido AP per R-134a x M1/4" SAE
P/N	**13.080YF**	HP quick coupler for R-1234yf x F12x1,5 / Attacco rapido AP per R-1234yf x F12x1,5

The P/N changes depending on the Country you are using it / Il P/N cambia in base al Paese di utilizzo:
13.220 in Italy and Slovenia / in Italia e Slovenia.
13.220D in Germany, Poland, Netherlands and Romania / in Germania, Polonia, Paesi Bassi e Romania.
13.220F in France, Belgium, Portugal, Spain, Greece and Israel / in Francia, Belgio, Portogallo, Spagna, Grecia e Israele.
13.220GB in the United Kingdom, Denmark and Ireland / in Regno Unito, Danimarca e Irlanda.
13.224B in Belgium and Netherlands - left hand thread / in Belgio e Paesi Bassi - filetto sinistro.
13.237 in France and Germany - left hand thread / in Francia e Germania - filetto sinistro.

*** NOTE:**

N_2H_2

x1 pc - 53x14x42cm

P/N **13.242**

BASIC PLUS

N2H2 LEAK DETECTION KIT / KIT CERCAFUGHE N2H2

P/N **13.209**	1-liter 95%-nitrogen 5%-hydrogen cylinder / Bombola 95%-azoto 5%-idrogeno 1 litro
P/N **88.217**	Adapter / Adattatore M1/4" SAE *(7/16-20UNF-2A)* x M12x1,5
P/N **13.124Y**	1,5 mt yellow hose / Tubo giallo 1,5 mt - 2x F1/4" SAE *(7/16-20UNF-2B)*
P/N **13.203.20B**	20 bar pressure regulator for non-refillable cylinder / Regolatore di pressione 20 bar per bombole non ricaricabili
P/N **12.036**	Electronic leak detector for Hydrogen / Cercafughe elettronico per Idrogeno
P/N **13.512/1**	Manifold gauge with hose / Manometro con tubo
P/N **13.034**	HP quick coupler for R-134a x M1/4"SAE / Attacco rapido AP per R-134a x M1/4" SAE
P/N **13.080YF**	HP quick coupler for R-1234yf x F12x1,5 / Attacco rapido AP per R-1234yf x F12x1,5

Spare parts / Parti di ricambio

H_2

P/N **12.036**

Hydrogen leak detector

Cercafughe per **idrogeno**

N_2H_2

P/N **13.209**

Non-refillable / **Non** ricaricabile

Net content **1 liter**

x6 pcs - 16x23x34cm

P/N **13.209/2**

Net content **2.2 liters**

x4 pcs - 24x24x29cm

x1 pc - 53x13x42cm

P/N 13.522/1 * | P/N 13.522/1D * | P/N 13.522/1F * | P/N 13.522/1GB *

NITROGEN PRESSURIZATION KIT
KIT PRESSURIZZAZIONE AZOTO

P/N	13.200	1-liter 100%-Nitrogen cylinder / Bombola 100%-Azoto1 litro
P/N	88.186	1 liter cylinder reduction / Riduttore bombola 1 litro
P/N	88.217	Adapter / Adattatore M1/4" SAE *(7/16-20UNF-2A)* x M12x1,5
P/N	13.124Y	1,5 mt yellow hose / Tubo giallo 1,5 mt - 2x F1/4" SAE *(7/16-20UNF-2B)*
P/N	13.220	* Pressure regulator for refillable cylinders / Regolatore di pressione per bombole ricaricabili
P/N	13.512/1	Manifold gauge with hose / Manometro con tubo
P/N	13.034	HP quick coupler for R-134a x M1/4"SAE / Attacco rapido AP per R-134a x M1/4" SAE
P/N	13.080YF	HP quick coupler for R-1234yf x F12x1,5 / Attacco rapido AP per R-1234yf x F12x1,5

*** NOTE:**

The P/N changes depending on the Country you are using it / Il P/N cambia in base al Paese di utilizzo:
13.220 in Italy and Slovenia / in Italia e Slovenia.
13.220D in Germany, Poland, Netherlands and Romania / in Germania, Polonia, Paesi Bassi e Romania.
13.220F in France, Belgium, Portugal, Spain, Greece and Israel / in Francia, Belgio, Portogallo, Spagna, Grecia e Israele.
13.220GB in the United Kingdom, Denmark and Ireland / in Regno Unito, Danimarca e Irlanda.
13.224B in Belgium and Netherlands - left hand thread / in Belgio e Paesi Bassi - filetto sinistro.
13.237 in France and Germany - left hand thread / in Francia e Germania - filetto sinistro.

Spare parts / Parti di ricambio

P/N 13.200

P/N 13.200/2

Non-refillable / **Non** ricaricabile

Net content **1 liter** — **x6 pcs** - 16x23x34cm

Net content **2.2 liters** — **x4 pcs** - 24x24x29cm

N2H2 kit with cylinder trolley
kit N2H2 con carrello portabombole

Trolley for single cylinder Ø 160 mm, capacity 10/14 litres

- Dimensions 290x350x1100 mm
- Height of 3 circles 155 - 275 - 615 mm
- Loading shovel 150x150 mm
- Weight 3.5 kg
- Capacity 60 kg
- Strap with buckle 70 cm
- Ergonomic handle
- ACRYLIC POWDER PAINTING COMPLIES WITH CE STANDARDS

Carrello per singola bombola Ø 160 mm, capacità 10/14 litri

Dimensioni 290x350x1100 mm
- Altezza 3 cerchi 155 - 275 - 615 mm
- Pala di carico 150x150 mm
- Peso Kg. 3,5
- Portata Kg 60
- Cinghia con fibbia cm 70
- Impugnatura ergonomica
- VERNICIATURA A POLVERI ACRILICHE CONFORME NORME CE



Attention! The cylinder is not included in the kit
Attenzione! La bombola non è compresa nel kit

P/N **13.298** **NEW!**

P/N **13.297**	Trolley for 10/14-liter cylinders / Carrello per bombole 10/14 litri
P/N **13.237**	* German/French left hand thread pressure regulator for refillable cylinders Regolatore di pressione tedesco/francese con filettato sinistro per bombole ricaricabili
P/N **13.124Y**	1,5 mt yellow hose / Tubo giallo 1,5 mt - 2x F1/4" SAE *(7/16-20UNF-2B)*
P/N **13.512/1**	Manifold gauge with hose / Manometro con tubo
P/N **88.212**	M1/4"SAE x M1/4"SAE adapter / Adattatore M1/4"SAE x M1/4"SAE
P/N **88.650**	M1/4"SAE x F1/4"SAE x M1/4"SAE T-adapter / Adattatore a T M1/4"SAE x F1/4"SAE x M1/4"SAE
P/N **Y13.104B**	2,0 mt blue hose / tubo blu - F1/4" SAE *(7/16-20UNF-2B)* x 45° F1/4" SAE *(7/16-20UNF-2B)*
P/N **Y13.104R**	2,0 mt red hose / tubo rosso - F1/4" SAE *(7/16-20UNF-2B)* x 45° F1/4" SAE *(7/16-20UNF-2B)*
P/N **13.047H**	HP quick coupler for R-134a x F14x1,5 + adapter M14x1,5 x M1/4" SAE Attacco rapido AP per R-134a x F14x1,5 + adattatore M14x1,5 x M1/4" SAE
P/N **13.047L**	LP quick coupler for R-134a x F14x1,5 + adapter M14x1,5 x M1/4" SAE Attacco rapido BP per R-134a x F14x1,5 + adattatore M14x1,5 x M1/4" SAE
P/N **13.058HYF**	HP quick coupler for R-1234yf x F12x1,5 + adapter M12x1,5 x M1/4" SAE Attacco rapido AP per R-1234yf x F12x1,5 + adattatore M12x1,5 x M1/4" SAE
P/N **13.058LYF**	LP quick coupler for R-1234yf x F12x1,5 + adapter M12x1,5 x M1/4" SAE Attacco rapido BP per R-1234yf x F12x1,5 + adattatore M12x1,5 x M1/4" SAE
P/N **12.036**	Electronic leak detector for Hydrogen / Cercafughe elettronico per Idrogeno

The P/N changes depending on the Country you are using it / Il P/N cambia in base al Paese di utilizzo:
13.220 in Italy and Slovenia / in Italia e Slovenia.
13.220D in Germany, Poland, Netherlands and Romania / in Germania, Polonia, Paesi Bassi e Romania.
13.220F in France, Belgium, Portugal, Spain, Greece and Israel / in Francia, Belgio, Portogallo, Spagna, Grecia e Israele.
13.220GB in the United Kingdom, Denmark and Ireland / in Regno Unito, Danimarca e Irlanda.
13.224B in Belgium and Netherlands - left hand thread / in Belgio e Paesi Bassi - filetto sinistro.
13.237 in France and Germany - left hand thread / in Francia e Germania - filetto sinistro.

*** NOTE:**

pressure regulators *and* adapters
regolatori di pressione *e* adattatori

italian version / versione italiana



P/N **13.220**

PRESSURE REGULATOR / REGOLATORE di PRESSIONE

for refillable cylinder / per bombole ricaricabili

Standard / Normativa: **EN ISO 2503**

German version / versione tedesca

Type / Tipo: **DIN477-10**
Thread / Filetto:
24,32 x 1,14"

P/N **13.220D**

French version / versione francese

Type / Tipo: **NF E29-650/C**
Thread / Filetto:
21,7 x 1,814

P/N **13.220F**

English version / versione inglese

Type / Tipo: **BS341-3**
Thread / Filetto:
5/8 x 1"

P/N **13.220GB**

Belgian and Dutch version / versione belga e olandese

Type / Tipo: **LU 1**
Thread / Filetto:
W21,8x1/14"LH (left hand)

P/N **13.224B**

NEW!

French and German version / versione francese e tedesca

Thread / Filetto:
W21,8x1/14"LH (left hand)

P/N **13.237**

Spare parts for refillable cylinders
Parti di ricambio per bombole ricaricabili

P/N **13.220/1**

P/N **13.220/2**

PRESSURE GAUGE / MANOMETRO

ø 63 mm - ISO 5171 - cl. 2.5

0 ~ 400 bar (inlet / in entrata) 0 ~ 100 bar (outlet / in uscita)



P/N **13.203.20B**

PRESSURE REGULATOR / REGOLATORE di PRESSIONE

for 1 liter cylinder

0 ~ 20 bar (inlet / in entrata)



A. 10X1
B. 21,7 x 1,14”

13.220 -> non-refillable

P/N **88.186**



A. 10X1
B. 24,32 x 1,14”

13.220D -> non-refillable

P/N **88.186D**



A. 10X1
B. 21,7 x 1,814

13.220F -> non-refillable

P/N **88.186F**



A. 10X1
B. 5/8 x 1”

13.220GB -> non-refillable

P/N **88.186GB**



A. W 21.8 x 1/14” LH (left hand)
B. 24,32 x 1,14”

13.220D -> refillable cylinder

P/N **88.188**



A. 10x1
B. W21.8 x 1/14” LH (left hand)

Pressure regulator for refillable cylinder -> non-refillable

P/N **88.186D/SX**

compressed gas cylinders
bombole di gas compresso

N_2

100%-nitrogen cylinders
Bombole **100%-azoto**

P/N **13.200**

P/N **13.200/2**

Non-refillable / **Non** ricaricabile

Net content **1 liter**
x6 pcs - 16x23x34cm

Net content **2.2 liters**
x4 pcs - 24x24x29cm

N_2H_2

95%-nitrogen 5%-hydrogen cylinders
Bombole **95%-azoto 5%-idrogeno**

P/N **13.209**

P/N **13.209/2**

Non-refillable / **Non** ricaricabile

Net content **1 liter**
x6 pcs - 16x23x34cm

Net content **2.2 liters**
x4 pcs - 24x24x29cm

leak stops turafalle

Products specially designed to rapidly repair micro-leaks in automotive A/C systems. Its formulation does not react to oxygen and humidity. It also can be used for preventive actions.
Prodotti appositamente studiati per una rapida riparazione delle micro-perdite negli impianti A/C. La sua formulazione non reagisce all'ossigeno e all'umidità. Può anche essere usato per azioni preventive.

LEAK STOP
in can

for systems up to 1,5 Kg of gas

PAG based

x12 pcs - 30x24x18cm

P/N 11.226

R-134a

Net content **30 ml**

P/N 11.226B

R-134a | UV

Net content **40 ml**

TURAFALLE
in bomboletta

per impianti fino a 1,5 Kg di gas

PAG based

x12 pcs - 30x24x18cm

P/N 11.226YF

R-1234yf

Net content **30 ml**

P/N 11.226YFB

R-1234yf | UV

Net content **40 ml**

LEAK STOP
in syringe

for systems up to
1,5 Kg of gas

TURAFALLE
in siringa

per impianti fino a
1,5 Kg di gas

x10 pcs - 27x22x21cm

	UV	MECHANIC	ELECTRIC	R-134a	R-1234yf	1x	R-134a	R-1234yf
P/N 11.014		●		●		●		
P/N 11.014K		●		●		●	●	
P/N 11.014B	●	●		●		●		
P/N 11.014BK	●	●		●		●	●	
P/N 11.014YF		●			●	●		
P/N 11.014YFK		●			●	●		●
P/N 11.014YFB	●	●			●	●		
P/N 11.014YFBK	●	●			●	●		●
P/N 11.126H			●	●	●	●		
P/N 11.126HK			●	●	●	●	●	●

CONCENTRATED LEAK STOP
in syringe

for systems up to 1,5 Kg of gas

TURAFALLE CONCENTRATO
in siringa

per impianti fino a 1,5 Kg di gas

x10 pcs - 21x16x19cm

	UV	MECHANIC	ELECTRIC	R-134a	R-1234yf	1x	6x	R-134a	R-1234yf
P/N 11.128		●	●	●	●	●			
P/N 11.128/1		●	●	●	●	●		●	
P/N 11.128/2		●	●	●	●	●			●
P/N 11.128/3		●	●	●	●	●		●	●
P/N 11.128B		●	●	●	●	●			
P/N 11.128B/1	●	●	●	●	●	●		●	
P/N 11.128B/2	●	●	●	●	●	●			●
P/N 11.128B/3	●	●	●	●	●	●		●	●
P/N 11.128/6		●	●	●	●		●		
P/N 11.128B/6	●	●	●	●	●		●		

Syringe
ADAPTERS

ADATTATORI
per siringa

A. R-134a

B. Check valve / valvola di non-ritorno

P/N **11.800/60P**

R-134a

A. R-1234yf

B. Check valve / valvola di non-ritorno

P/N **11.800/60YF**

R-1234yf

lubricants for compressors

lubrificanti per compressori

Selection of high quality lubricants for mechanic and electric compressors.
Selezione di lubrificanti di alta qualità per compressori meccanici ed elettrici.

PAG ISO 46 for / per R-134a

x12 pcs - 21x16x19cm

P/N **11.029** — **250 ml**

P/N **11.067** — **250 ml + UV**

x12 pcs - 33x28x25cm

P/N **11.032** — **1 liter**

P/N **11.069** — **1 liter + UV**

x2 pcs - 32x28x21cm

P/N **11.050** — **5 liter**

P/N **11.069/5** — **5 liter + UV**

PAG ISO 100 for / per R-134a

x12 pcs - 21x16x19cm

P/N **11.030** — **250 ml**

P/N **11.086** — **250 ml + UV**

x12 pcs - 33x28x25cm

P/N **11.033** — **1 liter**

P/N **11.087** — **1 liter + UV**

x2 pcs - 32x28x21cm

P/N **11.051** — **5 liter**

P/N **11.059/5** — **5 liter + UV**

PAG ISO 150 for / per R-134a

x12 pcs - 21x16x19cm

P/N **11.031** — **250 ml**

x12 pcs - 33x28x25cm

P/N **11.034** — **1 liter**

PAG ISO 46 for / per R-1234yf

x12 pcs - 21x16x19cm

P/N **11.029YF**
250 ml

P/N **11.067YF**
250 ml + UV

x12 pcs - 33x28x25cm

P/N **11.032YF**
1 liter

P/N **11.069YF**
1 liter + UV

PAG ISO 100 for / per R-1234yf

x12 pcs - 21x16x19cm

P/N **11.030YF**
250 ml

P/N **11.086YF**
250 ml + UV

x12 pcs - 33x28x25cm

P/N **11.033YF**
1 liter

P/N **11.087YF**
1 liter + UV

PAO ISO 68

x12 pcs - 33x28x25cm

P/N **21.1003**
1 liter

x12 pcs - 21x16x19cm

P/N **11.501**
250 ml

P/N **11.501UV**
250 ml + UV

x12 pcs - 33x28x25cm

P/N **11.502**
1 liter

P/N **11.502UV**
1 liter + UV

UNIVERSAL PAG
for / per
R-134a/R-1234yf/R-456a + SANDEN

x12 pcs - 21x16x19cm

P/N **11.084**
250 ml

R-134a

x12 pcs - 21x16x19cm

P/N **11.084YF**
250 ml

R-1234yf

x12 pcs - 21x16x19cm

P/N **11.508**
250 ml

R-134a
R-1234yf

POE ISO 80
for / per
ELECTRIC COMPRESSORS NO SANDEN

x12 pcs - 27x22x21cm

P/N **20.2002**
V. ISO 46 - 500 ml

P/N **20.4002**
V. ISO 68 - 500 ml

x12 pcs - 33x28x25cm

P/N **20.3003**
V. ISO 32
1 liter

P/N **20.2003**
V. ISO 46
1 liter

P/N **20.4003**
V. ISO 68
1 liter

Lubricants
for
VACUUM PUMPS

Lubrificanti
per
POMPE da VUOTO

CO2 (R-744) system maintenance
manutenzione impianti CO2 (R-744)

x1 pc - 31x13x38cm

P/N 13.259

CO2 SERVICE KIT

	P/N 13.414	4-way manifold for CO2 / Gruppo manometrico 4 vie per CO2
3x	P/N 13.409	1,5 mt black hose - F1/4" SAE *(7/16-20UNF-2B)* x F1/4" SAE *(7/16-20UNF-2B)* for R-744 (CO2) Tubo nero 1,5 mt - F1/4" SAE *(7/16-20UNF-2B)* x F1/4" SAE *(7/16-20UNF-2B)* per R-744 (CO2)
	P/N 13.413H	HP quick coupler for CO2 x M1/4" SAE *(7/16-20UNF-2A)* with tap Attacco rapido AP per CO2 x M1/4" SAE *(7/16-20UNF-2A)* con rubinetto
	P/N 13.413L	LP quick coupler for CO2 x M1/4" SAE *(7/16-20UNF-2A)* with tap Attacco rapido BP per CO2 x M1/4" SAE *(7/16-20UNF-2A)* con rubinetto

The **CO2 SERVICE KIT** was developed with the aim of providing automotive professionals with a simple procedure at a reasonable price for the maintenance and refilling of CO2 air conditioning systems and heat pumps.
Il **CO2 SERVICE KIT** è stato sviluppato con l'obiettivo di fornire ai professionisti del settore automobilistico una procedura semplice e accessibile per la manutenzione e la ricarica degli impianti di climatizzazione a CO2 e delle pompe di calore.

R-744 (CO2)

100%-CO2 cylinders
Bombole **100%-CO2**

P/N **13.302W**

Net content **420 g.**

P/N **13.302M**

Net content **340 g.**

Non-refillable / **Non** ricaricabile

for / per **VOLKSWAGEN**

for / per **MERCEDES BENZ**

P/N **12.036CO2**

CO2 leak detector
Cercafughe per **CO2**

R-744 (CO2)

P/N **12.041**

Protection / Protezione
for / per 12.036CO2

P/N **13.410**

CO2 PRESSURE REGULATOR / REGOLATORE di **PRESSIONE CO2**

for refillable cylinders / per bombole ricaricabili

inlet pressure / pressione in ingresso 300 bar

x1 pc - 53x13x42cm

P/N 13.260 * P/N 13.260D * P/N 13.260F * P/N 13.260UK *

UNIVERSAL N2H2 LEAK DETECTION KIT
KIT CERCAFUGHE N2H2 UNIVERSALE

P/N	13.209/2	2.2-liter 95%-nitrogen, 5%-hydrogen cylinder / Bombola 95%-azoto, 5%-idrogeno 2.2 litri
P/N	88.186	1-liter cylinder reduction / Riduttore bombola 1 litro
P/N	88.217	Adapter / Adattatore M1/4" SAE *(7/16-20UNF-2A)* x M12x1,5
P/N	13.124Y	1,5 mt yellow hose / Tubo giallo 1,5 mt - 2x F1/4" SAE *(7/16-20UNF-2B)*
P/N	13.220	* Pressure regulator for refillable cylinders / Regolatore di pressione per bombole ricaricabili
P/N	13.512/1	Manifold gauge with hose / Manometro con tubo
P/N	12.036	Electronic leak detector for hydrogen / Cercafughe elettronico per idrogeno
P/N	13.413H	HP quick coupler for CO2 x M1/4"SAE / Attacco rapido AP per CO2 x M1/4" SAE
P/N	13.034	HP quick coupler for R-134a x M1/4"SAE / Attacco rapido AP per R-134a x M1/4" SAE
P/N	13.080YF	HP quick coupler for R-1234yf x M12x1,5 / Attacco rapido AP per R-1234yf x M12x1,5

*** NOTE:**

The P/N changes depending on the Country you are using it / Il P/N cambia in base al Paese di utilizzo:
13.220 in Italy and Slovenia / in Italia e Slovenia.
13.220D in Germany, Poland, Netherlands and Romania / in Germania, Polonia, Paesi Bassi e Romania.
13.220F in France, Belgium, Portugal, Spain, Greece and Israel / in Francia, Belgio, Portogallo, Spagna, Grecia e Israele.
13.220GB in the United Kingdom, Denmark and Ireland / in Regno Unito, Danimarca e Irlanda.
13.224B in Belgium and Netherlands - left hand thread / in Belgio e Paesi Bassi - filetto sinistro.
13.237 in France and Germany - left hand thread / in Francia e Germania - filetto sinistro.

CO2 quick couplers
Attacchi rapidi CO2

x1pc

P/N 13.413H

HP / AP

x **M1/4" SAE with tap**

x1pc

P/N 13.413L

LP / BP

x **M1/4" SAE with tap**

P/N **13.411**

R-744 (CO2)

analog, oil filled
analogico, glicerina

ø 80 mm

3x M1/4" SAE
(7/16-20UNF-2A)

2-way manifold
Gruppo manometrico a 2 vie

hoses
tubazioni

CO2: *1885PSI (130BAR) W.P. - 10152PSI (700BAR) B.P. - EN/1736/PED*

CO2 - F1/4" SAE *(7/16-20UNF-2B)*

1500 mm ● **13.409**

PAG LUBRICANT

LUBRIFICANTE PAG

P/N **11.406**

PAG V. ISO 46

Net content **1 liter**

x12 pcs - 33x28x25cm

PAG based UV ADDITIVE

ADDITIVO UV base PAG

P/N **11.404**

PAG based

Net content **250 ml**

x12 pcs - 34x24x18cm

Ecoline

100% VEGETABLE SURFACTANTS

HACCP

HYPOALLERGENIC IPOALLERGENICO

SLES SLS

A/C BIO DETERGENT

Perfect for evaporators, ducts, filters and rods. It cleanses, eliminates the odors and leaves a scent of Citrus and Green tea.

Perfetto per evaporatori, canaline, filtri e bacchette. Deterge, elimina gli odori e rilascia un profumo di Citrus e The verde.

P/N **11.627**

Net content **750 ml**

x12 pcs - 170x430x270cm

NEW!

P/N **11.638**

B.O.V.

Net content **250 ml**

x24 pcs - 170x430x270cm

P/N **11.629**

Net content **750 ml**

x12 pcs - 170x430x270cm

NEW!

P/N **11.636**

B.O.V.

Net content **250 ml**

x24 pcs - 170x430x270cm

ZERO ODOR

Perfect for neutralizing bad smells in the car. Fragrance free.

Perfetto per neutralizzare i cattivi odori in tutti gli ambienti dell'automobile. Senza profumazione.

NEW!

P/N **11.642**

MIX B.O.V. AUTO

6x 11.638, 11.635, 11.634, 11.636

x24 pcs - 170x430x270cm

Ecoline

MR. LEATHER

Perfect for cleaning seats, headrests, side interiors, steering wheels and all the leather upholstery of the car.
It leaves a scent of Iris flowers.

Perfetto per la pulizia di sedili, poggiatesta, paratie laterali, volanti e tutti i rivestimenti in pelle dell'auto. Rilascia un dolce e fresco profumo di Iris.

P/N **11.613**

Net content **750 ml**

x12 pcs - 170x430x270cm

NEW!

P/N **11.634**

B.O.V.

Net content **250 ml**

x24 pcs - 170x430x270cm

P/N **11.612**

Net content **750 ml**

x12 pcs - 170x430x270cm

NEW!

P/N **11.635**

B.O.V.

Net content **250 ml**

x24 pcs - 170x430x270cm

BEST FABRIC

Perfect for thoroughly cleansing any type of upholstery fabric in the passenger compartment (mats, seats, parcel shelves, fabric hoods, etc.).
It leaves a scent of Iris flowers.

Perfetto per detergere e igienizzare a fondo ogni tipo di tessuto di rivestimento dell' abitacolo (tappetini, sedili, cappelliere, capote in tessuto ecc.). Rilascia un dolce e fresco profumo di Iris.

cleaning of evaporator and ducts
igienizzazione evaporatori e condotti

P/N **11.023/1S**

FOAMY / SCHIUMOSO

Net content **100 ml**

x12 pcs - 15x17x17cm

P/N **11.023/2S**

FOAMY / SCHIUMOSO

Net content **200 ml**

x12 pcs - 22x17x18cm

P/N **11.020S**

FOAMY / SCHIUMOSO

Net content **400 ml**

x12 pcs - 27x22x21cm

FOAMY PURIFYING SPRAY

SPRAY IGIENIZZANTE SCHIUMOSO

400 ml PURIFYING SPRAY with STRAW available in 6 different fragrances

SPRAY IGIENIZZANTE con CANNUCCIA 400 ml disponibile in 6 diverse profumazioni

P/N **11.020**

LAVENDER / LAVANDA

Net content **400 ml**

x12 pcs - 27x22x21cm

P/N **11.020LI**

LEMON / LIMONE

Net content **400 ml**

x12 pcs - 27x22x21cm

P/N **11.020M**

MUSK / MUSCHIO

Net content **400 ml**

x12 pcs - 27x22x21cm

P/N **11.020ME**

MINT / MENTA

Net content **400 ml**

x12 pcs - 27x22x21cm

P/N **11.020P**

PINE / PINO

Net content **400 ml**

x12 pcs - 27x22x21cm

P/N **11.020V**

VANILLA / VANIGLIA

Net content **400 ml**

x12 pcs - 27x22x21cm

P/N **11.023**

LAVENDER / LAVANDA

Net content **50 ml**

x32 pcs - 30x15x14cm

P/N **11.023/1**

LAVENDER / LAVANDA

Net content **100 ml**

x12 pcs - 15x17x17cm

P/N **11.020.500**

LAVENDER / LAVANDA

Net content **500 ml**

x12 pcs - 27x22x25cm

OTHER SIZES

ALTRI FORMATI

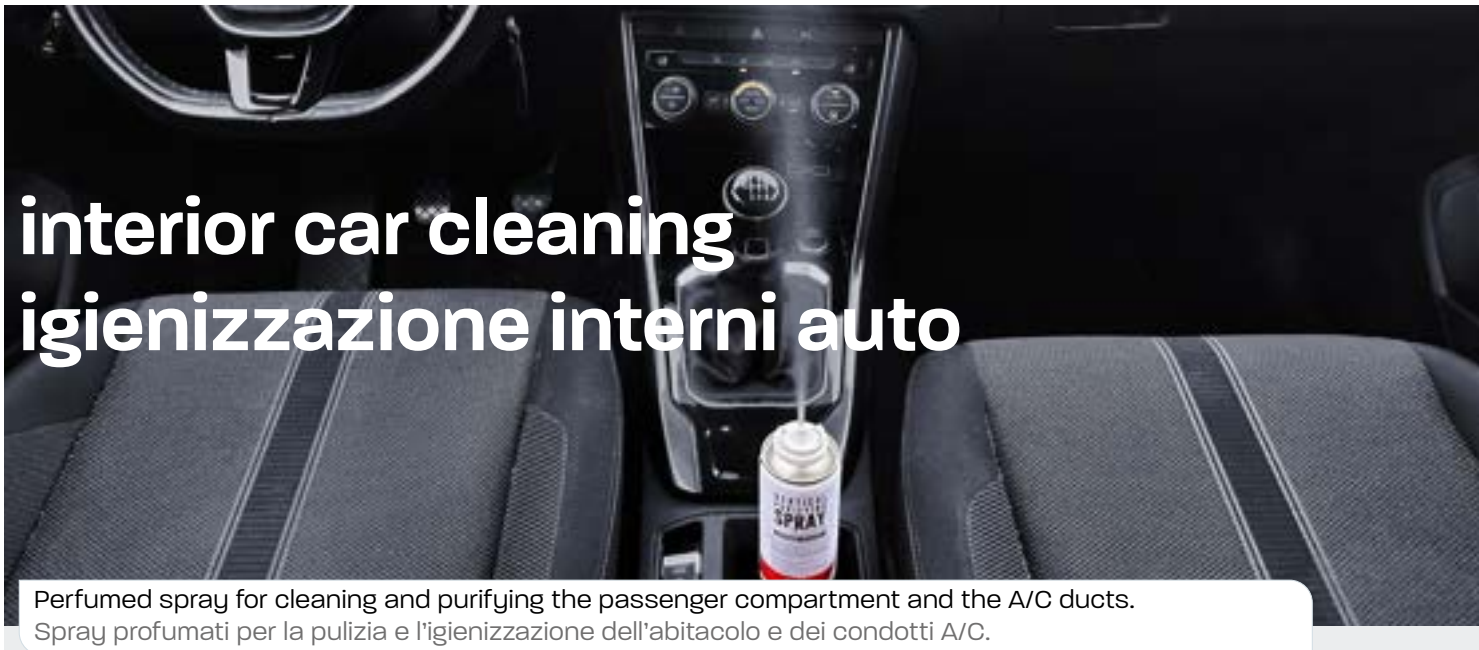

interior car cleaning
igienizzazione interni auto

Perfumed spray for cleaning and purifying the passenger compartment and the A/C ducts.
Spray profumati per la pulizia e l'igienizzazione dell'abitacolo e dei condotti A/C.

100 ml VERTICAL PURIFYING SPRAY available in 6 different fragrances

SPRAY IGIENIZZANTE VERTICALE 100 ml disponibile in 6 diverse profumazioni

P/N **11.024/1**

LAVENDER / LAVANDA

Net content **100 ml**

x12 pcs - 15x17x17cm

P/N **11.024/1LI**

LEMON / LIMONE

Net content **100 ml**

x12 pcs - 15x17x17cm

P/N **11.024/1M**

MUSK / MUSCHIO

Net content **100 ml**

x12 pcs - 15x17x17cm

P/N **11.024/1ME**

MINT / MENTA

Net content **100 ml**

x12 pcs - 15x17x17cm

P/N **11.024/1P**

PINE / PINO

Net content **100 ml**

x12 pcs - 15x17x17cm

P/N **11.024/1V**

VANILLA / VANIGLIA

Net content **100 ml**

x12 pcs - 15x17x17cm

P/N **11.024**

LAVENDER / LAVANDA

Net content **200 ml**

x12 pcs - 22x17x18cm

P/N **11.024LI**

LEMON / LIMONE

Net content **200 ml**

x12 pcs - 22x17x18cm

P/N **11.024M**

MUSK / MUSCHIO

Net content **200 ml**

x12 pcs - 22x17x18cm

200 ml VERTICAL PURIFYING SPRAY available in 5 different fragrances

SPRAY IGIENIZZANTE VERTICALE 200 ml disponibile in 5 diverse profumazioni

P/N **11.024P**

PINE / PINO

Net content **200 ml**

x12 pcs - 22x17x18cm

P/N **11.024V**

VANILLA / VANIGLIA

Net content **200 ml**

x12 pcs - 22x17x18cm

P/N **11.728**

SMOKE / FUMO

Net content **200 ml**

x12 pcs - 22x17x18cm

P/N **11.729**

PETS / ANIMALI

Net content **200 ml**

x12 pcs - 22x17x18cm

ODOR ELIMINATOR
PETS and TOBACCO&SMOKE

ANTI-ODORE
ANIMALI e FUMO DI SIGARETTA

complete purifying treatment
trattamento igienizzante completo

P/N **11.028**

LAVENDER / LAVANDA

Net content **2x 100 ml**

x12 pcs - 33x28x25cm

Evaporator + passenger compartment

Evaporatore + abitacolo

P/N **11.214**

LAVENDER / LAVANDA

P/N **11.214LI**

LEMON / LIMONE

P/N **11.214ME**

MINT / MENTA

P/N **11.214M**

MUSK / MUSCHIO

P/N **11.214P**

PINE / PINO

P/N **11.214V**

VANILLA / VANIGLIA

Net content **2x 100 ml**

x12 pcs - 33x28x25cm

Evaporator FOAM + passenger compartment

SCHIUMA evaporatore + abitacolo

condenser cleaning
pulizia condensatori

Specific product for the external cleaning of condensers in A/C systems. It thoroughly cleans the finned condenser coils from any kind of dirt. The HIGH PRESSURE version has been designed to clean more effectively the hard-to-reach places.

Prodotto specifico per la pulizia esterna dei condensatori degli impianti A/C. Pulisce a fondo le batterie alettate dei condensatori da ogni tipo di sporco. La versione ALTA PRESSIONE è stata progettata per pulire con maggiore efficacia i punti più difficili da raggiungere.

CONDENSER CLEANER spray

spray PULITORI CONDENSATORI

P/N **11.022**

Net content **400 ml**

x12 pcs - 27x22x21cm

P/N **11.022.500**

Net content **500 ml**

x12 pcs - 33x28x25cm

P/N **11.734**

HIGH PRESSURE

Net content **500 ml**

x12 pcs - 33x28x25cm

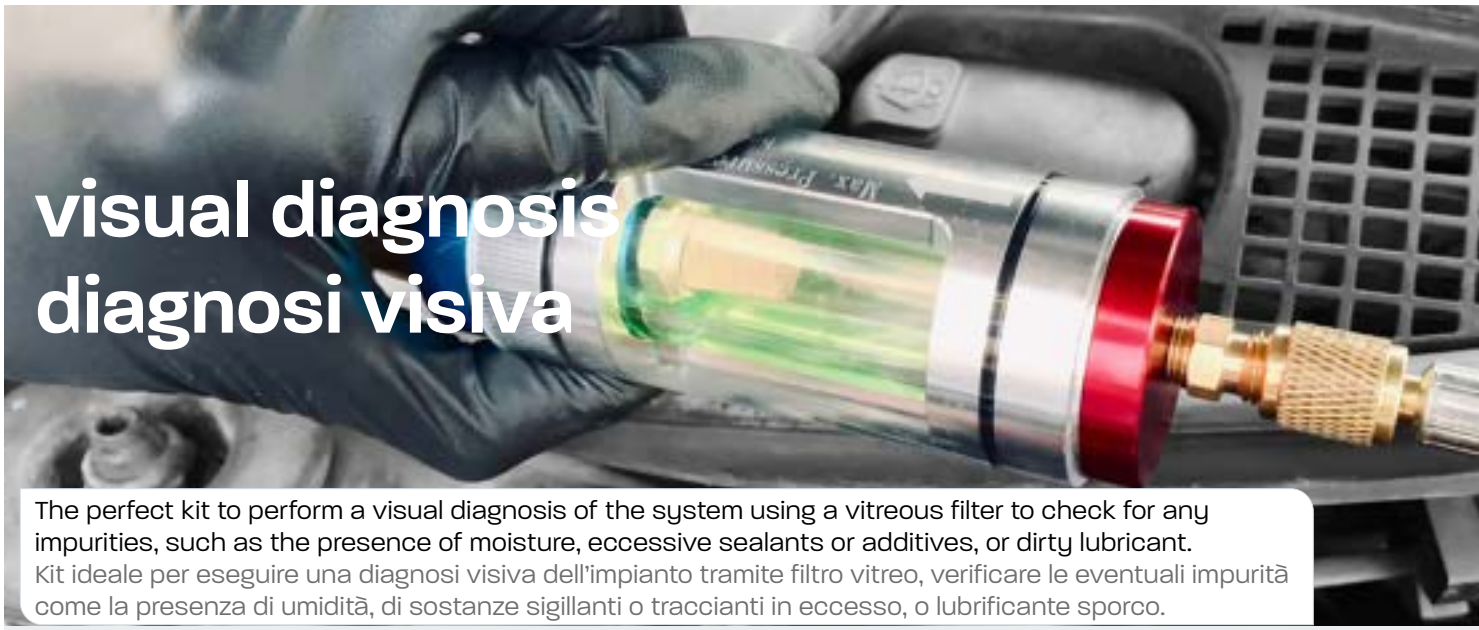

visual diagnosis
diagnosi visiva

The perfect kit to perform a visual diagnosis of the system using a vitreous filter to check for any impurities, such as the presence of moisture, eccessive sealants or additives, or dirty lubricant.
Kit ideale per eseguire una diagnosi visiva dell'impianto tramite filtro vitreo, verificare le eventuali impurità come la presenza di umidità, di sostanze sigillanti o traccianti in eccesso, o lubrificante sporco.

x1 pc - 53x13x42cm

P/N **13.084** — R-134a

DIAWASH KIT

P/N **13.084YFK** — R-1234yf

x1 pc



P/N **13.717**
Metal wire with hook
Laccio metallico con gancetto

Spare parts / Parti di ricambio

x1 pc

P/N **13.079/1**
Metal mesh filter spare part
Filtro di ricambio a maglia metallica

x1 pc

P/N **13.506**
Sight glass with litmus paper
Vetro-spia con cartina tornasole

R-134a / R-1234yf gas analyzer
analizzatore gas R-134a / R-1234yf

The GAS CHECKER is an HFC R-134a and HFO R-1234yf refrigerant gas analyzer.
This portable device is able to analyze the gas contained in an external cylinder or in the system of a car, establishing its degree of purity and the presence of any contaminants.
Il GAS CHECKER è un modulo analizzatore del gas refrigerante HFC R-134a e HFO R-1234yf.
Questo apparecchio portatile è in grado di analizzare il gas contenuto in una bombola esterna o nell'impianto di una vettura, stabilendo il grado di purezza e di eventuali contaminanti contenuti.

P/N **13.705**



P/N **13.705/2**
filter to retain impurites
filtro per trattenere impurità

TECHNICAL FEATURES:
- 3.5" graphic interface with multilingual software
- Dual power supply: 12V DC - 100 / 240V
- Standard printer
- Internal chamber flushing pump
- Purity standards both according to VDA regulations (ok - not ok >95%) and with percentage of R-134a or R-1234yf gas and contaminants
- Operative Temperature Range: 10°C - 50°C
- Analyzed gas: R-134a / R-1234yf
- Test duration: 60 sec (+ calibration)

CARATTERISTICHE TECNICHE:
- Interfaccia grafica 3,5" con software multilingua
- Doppia alimentazione: 12V DC - 100/240V
- Stampante di serie
- Pompa di lavaggio camera interna
- Analisi purezza sia secondo normativa VDA (ok - not ok >95%) sia con percentuale di gas R-134a o R-1234yf e contaminanti
- Range Temperatura di funzionamento: 10°C - 50°C
- Gas analizzato: R-134a / R-1234yf
- Durata test: 60 sec (+ calibrazione)

Included / Incluso

clamps and 220V AC/12V DC transformer
pinze e trasformatore 220V AC/12V DC

R-134a cylinder connection
Connessione a bombola R-134a

R-1234yf cylinder connection
Connessione a bombola R-1234yf

Mini ID R-134a

P/N **13.801**

NEW!

Mini ID Refrigerant identifier

Certified to
UL 61010-1
CSA C22.2
IEC 61326-1

C ETL US LISTED
3075370

RoHS Compliant

Mini ID R-1234yf

P/N 13.802

NEW!

TECHNICAL FEATURES:

- Accurancy: +/-2%
- Ambient Temperature: 10 to 49°C (50 to 120°F)
- Measuring Range: 90-100%
- Power: 12VDC Vehicle Battery Clips
- Resolution: Pass/Fail at ≥ 97% gas purity
- Test Time: 100 seconds
- Altitude: 2.440 m (0 to 8,000')
- Humidity: 0-95% RH non-condensing
- User Interface: Led illumination
- Standards: CE, UL, RoHS
- Warranty: 1 Year

CARATTERISTICHE TECNICHE:

- Precisione: +/- 2%
- Temperatura ambiente: 10 ≈ 49°C (50 ≈ 120°F)
- Range di misurazione: 90-100%
- Alimentazione: 12VDC pinze batteria auto
- Risoluzione: Superato/Fallito a ≥ 97% purezza gas
- Tempo del test: 100 secondi
- Altitudine: 2.440 m (0 ≈ 8,000')
- Umidità: 0-95% RH senza condensa
- Interfaccia utente: illuminazione LED
- Certificati: CE, UL, RoHS
- Garanzia: 1 anno

P/N **13.529**

Pneumatic flushing unit

Macchina lavaggio **pneumatica**

Internal tank: 10 liter
Sizes: 40x33x41 cm
Weight: 10,5 Kg
Supply: air
Max pressure: 7 bars
Pneumatic pump
Washable filter

Serbatoio interno: 10 litri
Dimensioni: 40x33x41 cm
Peso: 10,5 Kg
Alimentazione: aria
Pressione massima: 7 bar
Pompa pneumatica
Filtro lavabile

Supplied with the pneumatic flushing unit
In dotazione con la macchina lavaggio pneumatica

P/N **13.511** Conical adapter set (2 pcs) / Set di adattatori conici (2 pz)

P/N **Y13.124YT** 2x 1.8m yellow hose - F/F1/4" SAE *(7/16-20UNF-2B)* / 2x tubo giallo 1.8m - F1/4" SAE *(7/16-20UNF-2B)*

P/N 13.526

Electric flushing unit
Macchina lavaggio **elettrica**

Diagnostic function with the sight glass
Flushing pump: max flow 50 liters, max pressure 4 bars

Funzione diagnostica con il vetro-spia
Pompa per il lavaggio: portata 50 litri, pressione max 4 bar

Diagnostic function with the sight glass
Flushing pump: max flow 50 liters, max pressure 4 bars

Funzione diagnostica con il vetro-spia
Pompa per il lavaggio: portata 50 litri, pressione max 4 bar

P/N 13.532

Electric flushing unit
Macchina lavaggio **elettrica**

Supplied with the electric flushing units
In dotazione con le macchine lavaggio elettriche

P/N	13.511	Conical adapter set (2 pcs) / Set di adattatori conici (2 pz)
P/N	/	2x 2m transparent hose - F1/4" SAE *(7/16-20UNF-2B)* x 45° F1/4" SAE *(7/16-20UNF-2B)* with tap; 1x 1m transparent hose - F1/4" SAE *(7/16-20UNF-2B)* x 45° F1/4" SAE *(7/16-20UNF-2B)* with tap; 1x 1m transparent hose - F1/4" SAE *(7/16-20UNF-2B)* x F1/4" SAE *(7/16-20UNF-2B)*. 2x tubo trasparente 2m - F1/4" SAE *(7/16-20UNF-2B)* x F1/4" SAE *(7/16-20UNF-2B)* 45° con rubinetto; 1x tubo trasparente 1m - F1/4" SAE *(7/16-20UNF-2B)* x F1/4" SAE *(7/16-20UNF-2B)* 45° con rubinetto; 1x tubo trasparente 1m - F1/4" SAE *(7/16-20UNF-2B)* x F1/4" SAE *(7/16-20UNF-2B)*.
P/N	/	10-liter plastic container / Tanica di plastica da 10 litri

Not flammable A/C FLUSH

Drying with nitrogen is required

LIQUIDI di LAVAGGIO non infiammabili

Necessaria asciugatura con azoto

P/N **11.035**

Net content **1 liter**

x12 pcs - 33x28x25cm

P/N **11.036**

Net content **5 liter**

x2 pcs - 32x28x21cm

Flammable A/C FLUSH

High evaporation
Do not use with electric equipment

LIQUIDI di LAVAGGIO infiammabili

Evaporazione rapida
Non usare con attrezzatura elettrica

P/N **11.035F**

Net content **1 liter**

x12 pcs - 33x28x25cm

P/N **11.036F**

Net content **5 liter**

x2 pcs - 32x28x21cm

P/N **11.227F**

Net content **25 liter**

x1 pc

P/N **11.070**

SPRAY

Net content **500 ml**

x12 pcs - 28x22x30cm

P/N **11.070.600**

SPRAY

Net content **600 ml**

x12 pcs - 28x22x30cm

P/N **11.713K**

KIT SPRAY

Net content **600 ml**

x3 pcs

Spare parts
Parti di ricambio

P/N **11.713**

CYLINDER / **BOMBOLA**

Net content **600 ml**

x12 pcs - 28x22x30cm

P/N **11.714**

HOSE and **GUN**
TUBO e **PISTOLA**

x1 pc

P/N /

10 liter tank with connecting hose
Tanica in plastica da 10 litri con tubo di collegamento

P/N 078.000

Bin for collecting the outgoing liquid
Bidone per la raccolta del liquido in uscita

P/N 13.201

750 ml aluminium tank + hose and gun
Serbatoio in alluminio da 750 ml + tubo e pistola

P/N 13.511

Conical adapters set (2 pieces) / Set di adattatori conici (2 pezzi)

P/N 88.402

Flushing kit
Kit **lavaggio**

P/N 13.201

750 ml aluminium **flush** tank
Serbatoio **lavaggio** in alluminio 750 ml

Spare parts
Parti di ricambio

P/N 13.124Y

Yellow HOSE / TUBO giallo

1,5 m - F/F1/4" SAE
(7/16-20UNF-2B)

P/N 13.099

FLUSH GUN
PISTOLA di **LAVAGGIO**

P/N **13.074**

Wash & dry Nitrogen kit
Kit Azoto **lava & asciuga**

N_2

P/N **13.200**
1 liter Nitrogen cylinder / Bombola Azoto 1 litro

P/N **13.203.20B**
20 bar pressure regulator for 1 liter cylinder
Regolatore di pressione 20 bar per bombole 1 litro

P/N **13.201**
750 ml aluminium tank + hose and gun
Serbatoio in alluminio da 750 ml + tubo e pistola

P/N **13.1058Y**
30 cm yellow hose - F1/4" SAE *(7/16-20UNF-2B)* x 90° F1/4" SAE *(7/16-20UNF-2B)*
Tubo giallo 30 cm - F1/4" SAE *(7/16-20UNF-2B)* x F1/4" SAE *(7/16-20UNF-2B)* 90°

N_2

P/N **13.200**
1 liter Nitrogen cylinder / Bombola Azoto 1 litro

P/N **13.203.20B**
20 bar pressure regulator for 1 liter cylinder
Regolatore di pressione 20 bar per bombole 1 litro

P/N **13.099**
Flush gun / Pistola di lavaggio

P/N **13.124Y**
1,5 m yellow hose - F1/4" SAE *(7/16-20UNF-2B)* x F1/4" SAE *(7/16-20UNF-2B)*
Tubo giallo 1,5 m - F1/4" SAE *(7/16-20UNF-2B)* x F1/4" SAE *(7/16-20UNF-2B)*

P/N **13.527**

Nitrogen kit for drying
Kit Azoto per l'asciugatura

P/N **13.500B**

Flushing components in suitcase
Componenti per il **lavaggio** in valigetta

P/N **13.511**
Conical adapters set (2 pieces) / Set di adattatori conici (2 pezzi)

P/N **13.1058Y**
30 cm yellow hose - F1/4" SAE x 90° F1/4" SAE
Tubo giallo 30 cm - F1/4" SAE x F1/4" SAE 90°

P/N **88.214**
Adapter / Adattatore F/F1/4" SAE *(7/16-20UNF-2B)*

P/N **13.503**
Filter / Filtro Ø 58 mm x 119 mm
M/M1/4" SAE *(7/16-20UNF-2A)*

P/N **13.614**
Ball valve / Valvola a sfera M/M1/4" SAE *(7/16-20UNF-2A)*

P/N **13.506**
Sight glass with litmus paper / Vetro-spia con cartina tornasole
M/M1/4" SAE *(7/16-20UNF-2A)*

P/N **13.530**

Flush & leak detection kit
Kit **lavaggio & ricerca fughe**

P/N **13.200/2**
2.2-liter 100%-N2 cylinder / Bombola 100%-N2 2.2 litri

P/N **13.209/2**
2.2-liter 95%-N2 5%-H2 / Bombola 95%-N2 5%-H2 2.2 litri

P/N **13.201**
750 ml aluminium tank + hose and gun
/ Serbatoio in alluminio da 750 ml + tubo e pistola

P/N **13.203.20B**
20 bar pressure regulator for 1 liter cylinder
/ Regolatore di pressione 20 bar per bombole 1 litro

P/N **88.217**
Adapter / Adattatore M1/4" SAE *(7/16-20UNF-2A)* x M12x1,5

P/N **13.080YF**
HP quick coupler for R-1234yf x M12x1,5
/ Attacco rapido AP per R-1234yf x M12x1,5

P/N **13.034**
HP quick coupler for R-134a x M1/4"SAE
/ Attacco rapido AP per R-134a x M1/4" SAE

P/N **13.512/1**
Manifold gauge with hose / Manometro con tubo

P/N **13.124Y**
1,5 mt yellow hose / Tubo giallo 1,5 mt - 2x F1/4" SAE

P/N **13.060**

Conical adapters set
Set di adattatori conici

P/N **13.511**

Conical adapters set
Set adattatori conici
(2 pieces / pezzi)

Sealing rubber cone (small)
Cono di tenuta in gomma (piccolo)

P/N **13.510/1**

Sealing rubber cone (big)
Cono di tenuta in gomma (grande)

P/N **13.510/2**

filter dryers for charging stations
filtri essicatori per stazioni di ricarica

(compatible with / compatibile con)

ISC, ROBINAIR, TEXA



A. 234 mm
B. Ø 76 mm
C. D. 3/8" OR

P/N **15.002W**

(compatible with / compatibile con)

ROBINAIR



A. 294 mm
B. Ø 90 mm
C. D. 1/4" OR

P/N **15.004W**

(compatible with / compatibile con)

WIGAM, CTR



A. 230 mm
B. Ø 76 mm
C. D.E. 1/4" flare / cono

P/N **15.005**

(compatible with / compatibile con)

ISC



A. 207 mm
B. Ø 60 mm
C. D. 3/8" OR

P/N **15.006W**

(compatible with / compatibile con)

SPIN, ECOTECHNICS



A. 160 mm
B. Ø 76 mm
C. D. 1/4" flare / cono

P/N **15.007**

(compatible with / compatibile con)

AIR SOLUTIONS, OKSYS



A. 158 mm
B. Ø 60 mm
C. D. 1/4" flare / cono

P/N **15.010**

(compatible with / compatibile con)

ROBINAIR, ECOTECHNICS



A. 291,5 mm
B. Ø 76 mm
C. 1-1/2"-12UNF-2A

P/N **15.011**

(compatible with / compatibile con)

TEXA



A. 240 mm
B. Ø 76 mm
C. D. 3/8" OR

P/N **15.013W**

(compatible with / compatibile con)

TEXA



A. 238 mm
B. Ø 76 mm
C. D. 3/8" OR

P/N **15.014W**

(compatible with / compatibile con)

BRAIN BEE - MAHLE



A. 243 mm
B. Ø 76 mm
C. D. 3/8" flare / cono

P/N **15.048**

(compatible with / compatibile con)

BRAIN BEE - MAHLE

NEW!

A. 170 mm
B. Ø 76 mm
C. D. 3/8" flare / cono

P/N **15.050**

(compatible with / compatibile con)

WAECO

NEW!



A. 275 mm
B. Ø 67 mm
C. IN (Øxdeep) 13,7x3,5 mm / 11,7x8,0 mm / 10,0x6,9 mm
D. Ø 9,02 mm (through / passante)
E. OUT (Øxdeep) 10,6x3,4 mm / 8,6x5,7 mm / 7,0x10,2 mm

P/N **15.058**

(compatible with / compatibile con)

BOSCH

NEW!



A. 213 mm
B. Ø 76 mm
C. 1-3/8"-12UNF-2A

P/N **15.059**

filter maintenance kit
kit manutenzione filtri

P/N **20.4002** + P/N **11.075** + P/N **FILTER / FILTRO**

Select the filter you need for your charging station and find\ the relevant kit P/N.
Seleziona il filtro che ti occorre per la tua stazione di ricarica e trova il relativo P/N del kit.

1x Filter / Filtro P/N **15.007**

P/N **88.800**

1x Filter / Filtro P/N **15.010**

P/N **88.801**

1x Filter / Filtro P/N **15.005**

P/N **88.802**

1x Filter / Filtro P/N **15.004W**

P/N **88.803**

1x Filter / Filtro P/N **15.006W**

P/N **88.804**

1x Filter / Filtro P/N **15.002W**

P/N **88.805**

2x Filter / Filtro P/N **15.010**

P/N **88.806**

1x Filter / Filtro P/N **15.013W**

P/N **88.809**

1x Filter / Filtro P/N **15.011**

P/N **88.810**

1x Filter / Filtro P/N **15.014W**

P/N **88.811**

hoses
tubazioni

R-134a: *800PSI (55BAR) W.P. - 4000PSI (275BAR) B.P. - SAE J2196*
R-1234yf: *800PSI (55BAR) W.P. - 4000PSI (275BAR) B.P. - SAE J2888*

hoses for **R-1234yf** / tubi per **R-1234yf**



SAE J2888 - M12x1,5 *(YF)* x M12x1,5 *(YF)*		
2500 mm	Y13.1026BYF	Y13.1026RYF
3000 mm	Y13.102B	Y13.102R
4500 mm	Y13.198B	Y13.198R
5000 mm	Y13.1242B	Y13.1242R
6000 mm	Y13.1010BYF	Y13.1010RYF

SAE J2888 - F14x1,5 *(ACME)* x M12x1,5 *(YF)*		
2500 mm	Y13.1013BYF	Y13.1013RYF
3000 mm	Y13.1014B	Y13.1014R
3500 mm	Y13.1251B	Y13.1251R



SAE J2888 - F1/4" SAE *(7/16-20UNF-2B)* x M12x1,5 *(YF)*		
2500 mm	13.103BYF	13.103RYF
3000 mm	13.111BYF	13.111RYF
3500 mm	Y13.184B	Y13.184R
4000 mm	13.102BYF	13.102RYF
5000 mm	Y13.143B	Y13.143R
6000 mm	Y13.1037B	Y13.1037R
7500 mm	Y13.1038B	Y13.1038R

hoses for **R-134a** / tubi per **R-134a**

SAE J2196 - F1/4" SAE *(7/16-20UNF-2B)* x F1/4" SAE *(7/16-20UNF-2B)*		
2500 mm	**13.103B**	**13.103R**
3000 mm	**13.111B**	**13.111R**
3500 mm	**13.1081B**	**13.1081R**
4000 mm	**13.102B**	**13.102R**
5000 mm	**13.194B**	**13.194R**
6000 mm	**13.134BT**	**13.134RT**
7500 mm	**13.1054B**	**13.1054R**

SAE J2196 - F1/4" SAE *(7/16-20UNF-2B)* x 90° F1/4" SAE *(7/16-20UNF-2B)*		
2500 mm	**13.149B**	**13.149R**
3000 mm	**13.112B**	**13.112R**
4000 mm	**13.170B**	**13.170R**
5000 mm	**13.1064B**	**13.1064R**
6000 mm	**13.1063B**	**13.1063R**
7500 mm	**13.1179B**	**13.1179R**

SAE J2196 - F14x1,5 *(ACME)* x M14x1,5 *(ACME)*		
2500 mm	**13.126B**	**13.126R**
3000 mm	**13.189B**	**13.189R**
3500 mm	**13.1239B**	**13.1239R**
4000 mm	**13.166B**	**13.166R**
5000 mm	**13.1033B**	**13.1033R**
6000 mm	**13.143BNT**	**13.143RNT**

SAE J2196 - F1/4" SAE *(7/16-20UNF-2B)* x M14x1,5 *(ACME)*		
3000 mm	**13.1144B**	**13.1144R**
3500 mm	**13.1238B**	**13.1238R**
5000 mm	**13.1040B**	**13.1040R**
6000 mm	**13.1141B**	**13.1141R**

gas polymerization
polimerizzazione gas

NEW!

x1 pc - 53x13x42cm

P/N **13.010**

ELKE A/C RECOVERY GUARD

P/N **13.079S**	Pirex One vitreous filter / Filtro vitreo Pirex One
P/N **Y13.147B**	1,0 mt blue hose - F1/4" SAE *(7/16-20UNF-2B)* x 90° F1/4" SAE *(7/16-20UNF-2B)* Tubo blu 1,0 mt - F1/4" SAE *(7/16-20UNF-2B)* x F1/4" SAE *(7/16-20UNF-2B)* 90°
P/N **Y13.147R**	1,0 mt red hose - F1/4" SAE *(7/16-20UNF-2B)* x 90° F1/4" SAE *(7/16-20UNF-2B)* Tubo blu 1,0 mt - F1/4" SAE *(7/16-20UNF-2B)* x F1/4" SAE *(7/16-20UNF-2B)* 90°
P/N **88.010YF**	R-1234yf LP adapter x F1/4" SAE *(7/16-20UNF-2B)* / Adattatore BP R-1234yf x F1/4" SAE *(7/16-20UNF-2B)*
P/N **13.080YF**	R-1234yf HP quick coupler with tap x 90° F12x1,5 adapter Attacco rapido AP R-1234yf con tappo x adattatore F12x1,5 90°
P/N **13.081YF**	R-1234yf LP quick coupler with tap x 90° F12x1,5 adapter Attacco rapido BP R-1234yf con tappo x adattatore F12x1,5 90°
P/N **88.650**	"T" adapter - M1/4" SAE *(7/16-20UNF-2A)* x M1/4" SAE *(7/16-20UNF-2A)* x F1/4" SAE *(7/16-20UNF-2B)* Attacco a "T" - M1/4" SAE *(7/16-20UNF-2A)* x M1/4" SAE *(7/16-20UNF-2A)* x F1/4" SAE *(7/16-20UNF-2B)*
2x P/N **88.217**	M12x1,5 x M1/4" SAE *(7/16-20UNF-2A)* adapter / Adattatore M12x1,5 x M1/4" SAE *(7/16-20UNF-2A)*
P/N **88.214**	F1/4" SAE *(7/16-20UNF-2A)* x F1/4" SAE *(7/16-20UNF-2A)* adapter Adattatore F1/4" SAE *(7/16-20UNF-2A)* x M1/4" SAE *(7/16-20UNF-2A)*
P/N **13.614**	M1/4" SAE *(7/16-20UNF-2A)* x F1/4" SAE *(7/16-20UNF-2B)* ball valve Valvola a sfera M1/4" SAE *(7/16-20UNF-2A)* x F1/4" SAE *(7/16-20UNF-2B)*

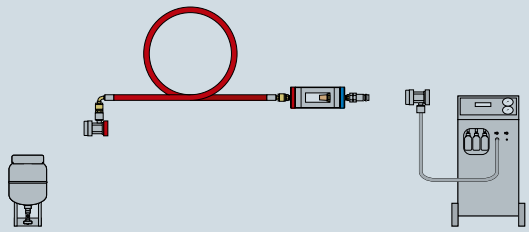

System charge / Carica impianto

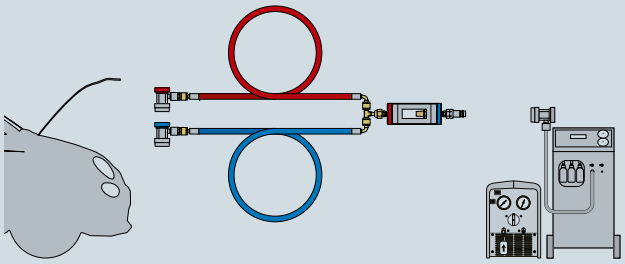

Refrigerant recovery / Recupero refrigerante

ELKE A/C RECOVERY GUARD and ELKE A/C CHARGE PROTECTOR - AUTO were developed to protect equipment and A/C systems from the phenomenon of ***HFO R-1234yf gas polymerization***.

ELKE A/C RECOVERY GUARD e **ELKE A/C CHARGE PROTECTOR - AUTO** sono stati sviluppati per proteggere le attrezzature e gli impianti A/C dal fenomeno della ***polimerizzazione del gas HFO R-1234yf***.

NEW!

x1 pc - 10x5,2x21cm

P/N **13.010LC**

ELKE A/C CHARGE PROTECTOR - AUTO

P/N **13.079S**	Pirex One vitreous filter / Filtro vitreo Pirex One
P/N **88.214**	F1/4" SAE *(7/16-20UNF-2A)* x F1/4" SAE *(7/16-20UNF-2A)* adapter Adattatore F1/4" SAE *(7/16-20UNF-2A)* x M1/4" SAE *(7/16-20UNF-2A)*
P/N **13.614**	M1/4" SAE *(7/16-20UNF-2A)* x F1/4" SAE *(7/16-20UNF-2B)* ball valve Valvola a sfera M1/4" SAE *(7/16-20UNF-2A)* x F1/4" SAE *(7/16-20UNF-2B)*

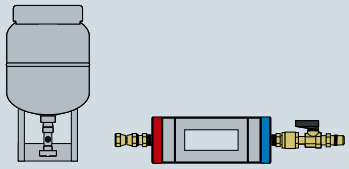

System charge / Carica impianto



quick couplers
attacchi rapidi

R-1234yf

x1 pc



A. HP / AP R-1234yf
B. F12x1,5

P/N **13.080YF**

x1 pc



A. LP / BP R-1234yf
B. F12x1,5

P/N **13.081YF**

x1 pc

A. HP / AP R-1234yf
B. F12x1,5
C. M12x1,5
D. M1/4" SAE

P/N **13.058HYF**

x1 pc

A. LP / BP R-1234yf
B. F12x1,5
C. M12x1,5
D. M1/4" SAE

P/N **13.058LYF**

x1 pc

A. HP / AP R-1234yf
B. M1/4" SAE

P/N **13.023HYF**

x1 pc

A. LP / BP R-1234yf
B. M1/4" SAE

P/N **13.023LYF**

x1 pc

RENAULT / FORD

A. HP / AP R-1234yf
B. HP / AP R-1234yf

P/N **13.038YF**

x1 pc

RENAULT / FORD

A. LP / BP R-1234yf
B. LP / BP R-1234yf

P/N **13.039YF**

x1 pc



BMW

A. HP / AP R-1234yf
B. F12x1,5
C. M12x1,5
D. M1/4" SAE

P/N **13.020YF**

x1 pc

RENAULT

A. HP (AP) R-1234yf
B. LP (BP) R-1234yf

P/N **13.095YF**

R-134a

x1 pc

A. HP / AP R-134a
B. M1/4" SAE

P/N **13.034**

x1 pc

A. LP / BP R-134a
B. M1/4" SAE

P/N **13.035**

x1 pc



A. HP / AP R-134a
B. M3/8" SAE

P/N **13.080G**

x1 pc



A. LP / BP R-134a
B. M3/8" SAE

P/N **13.081G**

x1 pc



A. HP / AP R-134a
B. M1/4" SAE

P/N **13.036**

x1 pc



A. LP / BP R-134a
B. M1/4" SAE

P/N **13.037**

x1 pc

A. HP / AP R-134a
B. M1/4" SAE

P/N **13.038**

x1 pc

A. LP / BP R-134a
B. M1/4" SAE

P/N **13.039**

x1 pc



A. HP / AP R-134a
B. F14x1,5
C. M14x1,5
D. M1/4" SAE

P/N **13.080**

x1 pc



A. LP / BP R-134a
B. F14x1,5
C. M14x1,5
D. M1/4" SAE

P/N **13.081**

x1 pc

A. HP / AP R-134a
B. F14x1,5
C. M14x1,5
D. M1/4" SAE

P/N **13.047H**

x1 pc



A. LP / BP R-134a
B. F14x1,5
C. M14x1,5
D. M1/4" SAE

P/N **13.047L**

x1 pc

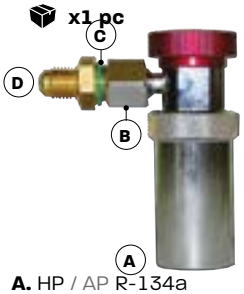

A. HP / AP R-134a
B. F14x1,5
C. M14x1,5
D. M1/4" SAE

P/N **13.038D**

BMW

x1 pc

A. HP / AP R-134a
B. LP (BP) R-134a

P/N **13.095**

RENAULT

BRANDED PREMIUM QUALITY - *PARKER*

R-1234yf

x1 pc

A. HP / AP R-1234yf
B. F12x1,5

P/N **13.270YF**

x1 pc

A. LP / BP R-1234yf
B. F12x1,5

P/N **13.269YF**

R-134a

x1 pc



A. HP / AP R-134a
B. F14x1,5

P/N **13.262**

x1 pc

A. LP / BP R-134a
B. F14x1,5

P/N **13.263**

Separately supplied
Forniti separatamente

x5 pcs

A. M1/4" SAE
B. M14x1,5

P/N **88.210/5**

x5 pcs

A. M1/4" SAE
B. M12x1,5

P/N **88.217/5**

PREMIUM QUALITY

R-1234yf

x1 pc



A. HP / AP R-1234yf
B. Tap / Rubinetto
C. HP / AP R-1234yf

P/N **13.045YF**

x1 pc



A. LP / BP R-1234yf
B. Tap / Rubinetto
C. LP / BP R-1234yf

P/N **13.046YF**

R-134a

x1 pc



A. HP / AP R-134a
B. Tap / Rubinetto
C. HP / AP R-134a

P/N **13.045**

x1 pc



A. LP / BP R-134a
B. Tap / Rubinetto
C. LP / BP R-134a

P/N **13.046**

small tools / minuteria

ADAPTERS for **quick couplers**
ADATTATORI per **attacchi rapidi**

R-1234yf

x5 pcs

A. LP / BP R-1234yf
B. F1/4" SAE

P/N **88.010YF/5**

x5 pcs

A. HP / AP R-1234yf
B. F1/4" SAE

P/N **88.011YF/5**

x5 pcs

A. HP / AP R-1234yf
B. M15x1

P/N **88.123YF/5**

x5 pcs

A. HP / AP R-1234yf
B. M13x1

P/N **88.125YF/5**

R-134a

x5 pcs

A. LP / BP R-134a
B. F1/4" SAE

P/N **88.010/5**

x5 pcs



A. HP / AP R-134a
B. F1/4" SAE

P/N **88.011/5**

x5 pcs



A. HP / AP R-134a
B. F1/4" SAE

P/N **88.042/5**

x5 pcs



A. LP / BP R-134a
B. F1/4" SAE

P/N **88.043/5**

x5 pcs



A. HP / AP R-134a
B. F3/16" SAE

P/N **88.272/5**

x5 pcs

A. HP / AP R-134a
B. F3/16" SAE

P/N **88.273/5**

x5 pcs

A. HP / AP R-134a
B. M15x1

P/N **88.123/5**

x5 pcs

A. LP / BP R-134a
B. M13x1

P/N **88.125/5**

x5 pcs

A. LP / BP R-134a
B. M10x1.25 (Ford)

P/N **88.126/5**

x5 pcs



A. HP / AP R-134a
B. M12x1.25 (Ford, GM, Chrysler)

P/N **88.128/5**

ADAPTERS for quick couplers
ADATTATORI per attacchi rapidi

R-1234yf

x5 pcs

HP / AP
Short thread / Filetto corto
M8x1 - R-1234yf

P/N 88.230/5

x5 pcs

LP / BP
Long thread / Filetto lungo
M8x1 - R-1234yf

P/N 88.231/5

x5 pcs

LP / BP
M9x1 - R-1234yf

P/N 88.232/5

x5 pcs

HP / AP
M10x0.75 - R-1234yf

P/N 88.233/5

x5 pcs

HP / AP
M10x1.25 - R-1234yf

P/N 88.234/5

R-134a

x5 pcs

LP / BP
M8x1

P/N 88.008/5

x5 pcs

HP / AP
M8x1

P/N 88.009/5

x5 pcs

1/4" SAE

P/N 88.093/5

x5 pcs

LP / BP
M9x1

P/N 88.094/5

x5 pcs

HP / AP
M10x1.25

P/N 88.095/5

x5 pcs

3/16" SAE

P/N 88.096/5

x5 pcs

M10x0.75

P/N 88.097/5

x5 pcs

M8x1

P/N 88.098/5

x5 pcs

HP / AP
M10x1

P/N 88.099/5

x5 pcs

LP / BP
M8x1

P/N 88.100/5

x5 pcs

LP / BP
M9x1

P/N 88.101/5

x5 pcs

HP / AP
M10x1.25

P/N 88.102/5

ADAPTERS
ADATTATORI

x5 pcs



A. M1/4" SAE
B. F3/8" SAE

P/N **88.135/5**

R-1234yf

x5 pcs

A. M1/4" SAE
B. M12x1,5

P/N **88.217/5**

x5 pcs



A. F1/4" SAE
B. M3/8" SAE

P/N **88.142/5**

x5 pcs



A. M1/4" SAE
B. M14x1,5

P/N **88.210/5**

x5 pcs



A. M1/8" NPT
B. M1/4" SAE

P/N **88.211/5**

x5 pcs



A. M3/8" SAE
B. M12x1,5

P/N **88.218/5**

x5 pcs



A. M1/4" SAE
B. M1/4" SAE

P/N **88.212/5**

x5 pcs



A. F1/4" SAE
B. F1/4" SAE

P/N **88.214/5**

x5 pcs



A. M1/4" SAE
B. F1/2 ACME

P/N **88.216/5**

x5 pcs



A. F14x1,5
B. M12x1,5

P/N **88.227/5**

x1 pc



A.B. M1/4" SAE
C. F1/4" SAE

P/N **88.412**

x5 pcs



A.B. M1/4" SAE
C. F1/4" SAE

P/N **88.650/5**

x5 pcs



NEW!

A. M1/4" NPT
B. M1/4" SAE

P/N **88.652/5**

CYLINDER ADAPTERS
ADATTATORI BOMBOLA

R-1234yf

x5 pcs

A. M1/4" SAE
B. 1/2 ACME L (left / sinistro)

P/N **88.183/5**

R-134a

x5 pcs

A. M1/4" SAE
B. W21.8-14

P/N **88.072/5**

Spare parts
Parti di ricambio

x10 pcs

square section
sezione squadrata

P/N **88.072T/10**

---

x1 pc

A. LP / BP (R-1234yf)
B. 1/2 ACME L (left / sinistro)

P/N **88.277**

DUPONT

---

x1 pc

A. HP / AP (R-1234yf)
B. 1/2 ACME L (left / sinistro)

P/N **88.277H**

DUPONT

---

x1 pc

A. LP / BP (R-1234yf)
B. 0.5 inch - 16 ACME-2G-L (left / sinistro)

P/N **88.278**

HONEYWELL

---

x1 pc

A. HP / AP (R-1234yf)
B. 0.5 inch - 16 ACME-2G-L (left / sinistro)

P/N **88.278H**

HONEYWELL

---

x1 pc

cylinders put on market
from July 2015!!
bombole messe in commercio
da Luglio 2015!!

A. LP / BP (R-1234yf)
B. W21.8-1/14"L (left / sinistro)

P/N **88.289**

UNIVERSAL

---

x1 pc

cylinders put on market
from July 2015!!
bombole messe in commercio
da Luglio 2015!!

A. HP / AP (R-1234yf)
B. W21.8-1/14"L (left / sinistro)

P/N **88.289H**

UNIVERSAL

1:1



HNBR O-RINGS
O-RING in HNBR

STANDARD

x10 pcs
G6
P/N 88.001/10

x10 pcs
G8
P/N 88.003/10

x10 pcs
G10
P/N 88.002/10

x10 pcs
G12
P/N 88.004/10

x10 pcs
P/N 88.020/10

x10 pcs
P/N 88.162/10

x10 pcs
P/N 88.016/10

x10 pcs
P/N 88.014/10

x10 pcs
P/N 88.024/10

x10 pcs
P/N 88.113/10

x10 pcs
P/N 88.075/10

x10 pcs
P/N 88.139/10

x10 pcs
P/N 88.110/10

x10 pcs
P/N 88.019/10

x10 pcs
P/N 88.021/10

x10 pcs
P/N 88.015/10

P/N 13.086

O-Ring pick / Attrezzo togli O-Ring

x10 pcs

P/N 88.068/10

x10 pcs

P/N 88.013/10

x10 pcs

P/N 88.018/10

x10 pcs



P/N 88.153/10

x10 pcs

P/N 88.060/10

x10 pcs



P/N 88.077/10

x10 pcs



P/N 88.018G/10

x10 pcs



P/N 88.118/10

x10 pcs



P/N 88.152/10

x10 pcs



P/N 88.017/10

x10 pcs



P/N 88.155/10

x10 pcs



P/N 88.047/10

1:1

SPECIAL SEALING GASKETS
GUARNIZIONI di TENUTA SPECIALI

DOUBLE LIP / DOPPIO LABBRO

x10 pcs
section / sezione
P/N 88.006/10

x10 pcs
section / sezione
P/N 88.005/10

x10 pcs
section / sezione
P/N 88.007/10

x10 pcs
Peugeot / Citroën
6460P0
section / sezione
P/N 88.026/10

x10 pcs
Peugeot / Citroën
6460P1
section / sezione
P/N 88.027/10

x10 pcs
Renault 1-7001207274
section / sezione
P/N 88.028/10

x10 pcs
Renault 2-7001207274
section / sezione
P/N 88.029/10

x10 pcs
Renault 3-7001207274
section / sezione
P/N 88.030/10

DOUBLE LIP / DOPPIO LABBRO

x5 pcs
section / sezione
P/N 88.034B/5

x5 pcs
section / sezione
P/N 88.033B/5

x5 pcs
section / sezione
P/N 88.032B/5

x5 pcs
section / sezione
P/N 88.031B/5

x10 pcs
section / sezione
P/N 88.161/10

x10 pcs
section / sezione
P/N 88.257/10

x10 pcs
section / sezione
P/N 88.258/10

x10 pcs
section / sezione
P/N 88.259/10

SPRING LOCK

x10 pcs

G6

P/N 88.035/10

x10 pcs

G8

P/N 88.036/10

x10 pcs

G10

P/N 88.037/10

x10 pcs

G12

P/N 88.038/10

SPRING LOCK COUPLER TOOL
ATTREZZO di SGANCIAMENTO SPRING LOCK

x1 pc

G6 - Ford

P/N 13.063

x1 pc

G8 - Ford

P/N 13.064

x1 pc

G6 - Opel

P/N 13.068

x1 pc

G8 - Opel

P/N 13.069

x1 pc

G10 - Ford

P/N 13.065

x1 pc

G12 - Ford

P/N 13.066

x1 pc

G10 - Opel

P/N 13.070

x1 pc

G12 - Opel

P/N 13.071

x1 pc

G6/8/10/12 - Ford

P/N 13.067

x1 pc

G6/8/10/12 - Opel

P/N 13.072



SEALING WASHERS
GUARNIZIONI COMPRESSORE

x10 pcs

Short / Corto
Harrison

P/N **88.080/10**

x10 pcs

Long / Lungo
Harrison

P/N **88.081/10**

x10 pcs

ø 8 mm
Ø 11,3 mm
GM

P/N **88.082/10**

x10 pcs

ø 15 mm
Ø 23,6 mm
GM

P/N **88.083/10**

x10 pcs

ø 11 mm
Ø 19,5 mm
GM

P/N **88.084/10**

x10 pcs

ø 17 mm
Ø 25,5 mm
GM

P/N **88.085/10**

x10 pcs

5/8"
ø 15 mm
Ø 28 mm
GM

P/N **88.086/10**

x10 pcs

ø 15,2 mm
Ø 29,6 mm
GM / Harrison

P/N **88.087/10**

x10 pcs

ø 16,6 mm
Ø 28 mm
GM / Harrison

P/N **88.088/10**

x10 pcs

ø 15,7 mm
Ø 33,5 mm
Harrison

P/N **88.089/10**

x10 pcs

3/4"
ø 17,7 mm
Ø 31,6 mm
GM

P/N **88.091/10**

x10 pcs

ø 15,7 mm
Ø 30 mm
GM / Harrison

P/N **88.122/10**

ORIFICE TUBES / VALVOLE a SIGARETTA

x10 pcs

blue / blu
Ford, Mazda, Nissan

P/N 88.050/10

x10 pcs

grey / grigia
Audi, Toyota

P/N 88.051/10

x10 pcs

yellow / gialla
Volvo

P/N 88.052/10

x10 pcs

white / bianca
Fiat, GM, Audi, Alfa Romeo

P/N 88.053/10

x10 pcs

brown / marrone
Ford

P/N 88.054/10

x10 pcs

black / nera
Opel, GM

P/N 88.055/10

x10 pcs

purple / viola
Chrysler, Dodge, Eagle

P/N 88.056/10

x10 pcs

orange / arancione
Ford, Dodge, Jeep, Hyundai

P/N 88.057/10

x10 pcs

red / rossa
Ford, Mazda

P/N 88.058/10

x10 pcs

green / verde
Ford, Jeep, Mazda, Chrysler

P/N 88.059/10

ORIFICE TUBE KIT
/ KIT VALVOLE a SIGARETTA

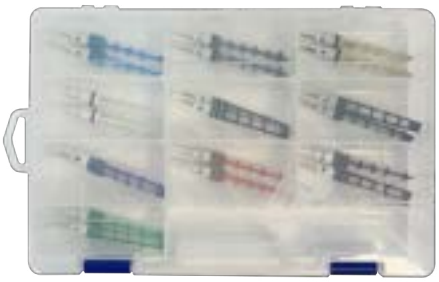

x1 pc - 20x29x5cm

P/N 88.200

SCHRADER VALVE CORE / VALVOLINE A/C

technical drawings
disegni tecnici

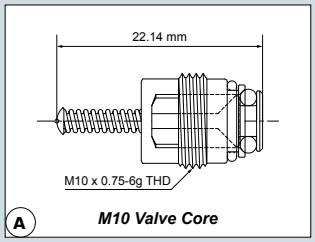

A *M10 Valve Core*

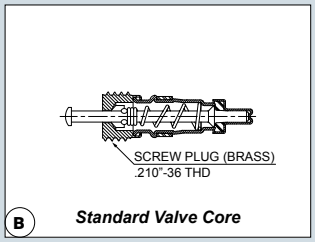

B *Standard Valve Core*

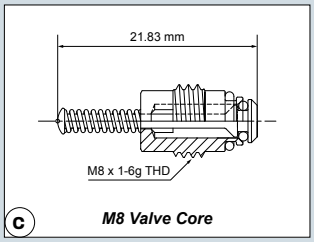

C *M8 Valve Core*

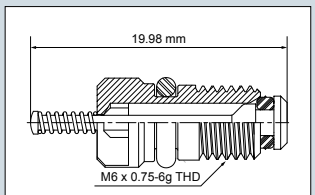

D *JRA Valve Core*

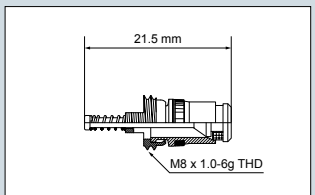

E *European M8 Valve Core*

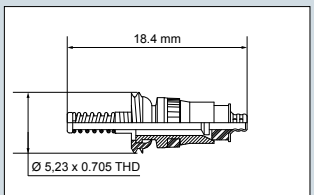

F *European Standard Valve Core*

x10 pcs

Type / Tipo: B
R12

P/N **88.012/10**

x10 pcs

Type / Tipo: E
Peugeot (R-134a)

P/N **88.022/10**

x10 pcs

Type / Tipo: D
Highflow

P/N **88.023/10**

x10 pcs

M6x1
Opel (R-134a)

P/N **88.039/10**

x10 pcs

Type / Tipo: C
PM (R-134a)

P/N **88.040/10**

x10 pcs

Type / Tipo: A
GM (R-134a)

P/N **88.041/10**

x10 pcs

Type / Tipo: F
Renault (R-134a)

P/N **88.270/10**

x10 pcs

M8x1
Audi/BMW (R-134a)

P/N **88.271/10**

R-1234yf

x10 pcs

Type / Tipo: B
PM (R-1234yf)

P/N **88.291/10**

x10 pcs

Type / Tipo: C
R-1234yf

P/N **88.292/10**

x10 pcs

Type / Tipo: D
Hyundai/Kia

P/N **88.276/10**

x10 pcs

Type / Tipo: E
VW (R-134a)

P/N **88.241/10**

x10 pcs

Type / Tipo: A
R-1234yf

P/N **88.293/10**

x10 pcs

M8x1
R-1234yf

P/N **88.296/10**

x10 pcs

Type / Tipo: F
GM (R-1234yf)

P/N **88.298/10**

x10 pcs

Type / Tipo: D
R-1234yf

P/N **88.299/10**

A/C VALVE CORE REMOVING TOOLS / ATTREZZI SVITAVALVOLE

Valve core removing tool / Attrezzo svitavalvole a spillo

P/N 13.051

Valve core removing tool / Attrezzo svitavalvole a spillo

P/N 13.054

Valve removing tool
with insert for HP and LP quick coupling
Estrattore valvole a spillo
con inserto per attacco attacco rapido AP e BP

x1 pc

P/N 13.053

COMPRESSORS BEARINGS / CUSCINETTI COMPRESSORE

x1 pc

P/N 88.400

Ø (int) 25 mm
Ø (est) 55 mm
thickness / spessore: 20 mm

P/N 88.401

Ø (int) 40 mm
Ø (est) 62 mm
thickness / spessore: 24 mm

P/N 88.405

Ø (int) 30 mm
Ø (est) 55 mm
thickness / spessore: 23 mm

HNBR O-RINGS KIT
KIT **O-RING** in **HNBR**

x1 pc - 18x12x3cm

P/N **88.180**

SPECIAL SEALING GASKET KIT
KIT **GUARNIZIONI SPECIALI**

x1 pc - 18x12x3cm

P/N **88.190**

SEALING WASHERS KIT
KIT **DISTANZIALI**

x1 pc - 18x12x3cm

P/N **88.700**

VALVE CORE KIT
KIT **VALVOLINE**

x1 pc - 18x12x3cm

P/N **88.205**

R-1234yf VALVE CORE and **CAPS** KIT
KIT **VALVOLINE** e **TAPPI** per **R-1234yf**

x1 pc - 20x29x5cm

P/N **88.322**

SPRINGLOCK KIT

x1 pc - 20x29x5cm

P/N **88.904/1**

NATIONAL VEHICLES KIT
KIT VETTURE **NAZIONALI**

KIT FOR **FRENCH** CARS
KIT VETTURE **FRANCESI**

x1 pc - 20x29x5cm

P/N **88.312**

KIT FOR **GERMAN** CARS
KIT VETTURE **TEDESCHE**

x1 pc - 20x29x5cm

P/N **88.313**

KIT FOR **ASIAN** CARS
KIT VETTURE **ASIATICHE**

x1 pc - 20x29x5cm

P/N **88.314**

KIT FOR **ITALIAN** CARS
KIT VETTURE **ITALIANE**

x1 pc - 20x29x5cm

P/N **88.315**

KIT FOR **AMERICAN** CARS
KIT VETTURE **AMERICANE**

x1 pc - 20x29x5cm

P/N **88.316**

ORGANIZER KIT

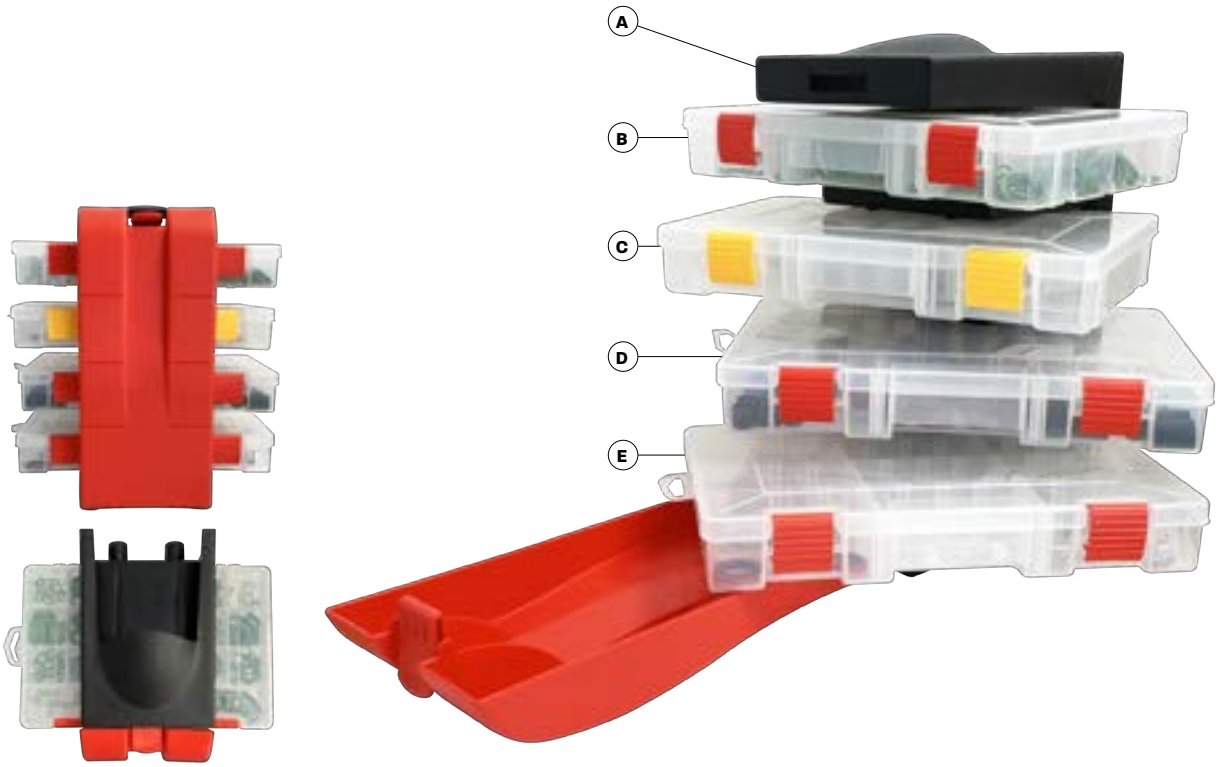

x1 pc - 30x33x46cm

P/N **88.900**

A	P/N	**070.009S**	Organizer tower / Torretta organizer
B	P/N	**88.901M**	HNRB O-Rings kit / Kit O-Ring in HNBR
C	P/N	**88.902M**	Special sealing gasket kit / Kit guarnizioni speciali
D	P/N	**88.903M**	Tools kit / Kit minuteria
E	P/N	**88.904M**	Sealing washers kit / Kit distanziali

HNBR O-RINGS KIT
KIT **O-RING** in **HNBR**

x1 pc - 20x29x5cm

P/N **88.901**

SPECIAL SEALING GASKET KIT
KIT **GUARNIZIONI SPECIALI**

x1 pc - 20x29x5cm

P/N **88.902**

TOOLS KIT
KIT **MINUTERIA**

x1 pc - 20x29x5cm

P/N **88.903**

SEALING WASHERS KIT
KIT **DISTANZIALI**

x1 pc - 20x29x5cm

P/N **88.904**

MANIFOLDS / GRUPPI MANOMETRICI

P/N **13.623**

R-134a
R-1234yf
analog, dry
analogico, a secco
ø 80 mm - 1/8 NPT

P/N **13.624**

R-134a
R-1234yf
analog, dry
analogico, a secco
ø 80 mm - 1/8 NPT

Pressure gauges
Manometri



P/N **13.032**

R-134a
R-1234yf
analog, dry
analogico, a secco
ø 80 mm
3x M1/4" SAE
(7/16-20UNF-2A)

2-way manifold
Gruppo manometrico a 2 vie

P/N **13.033**

R-134a
R-1234yf
analog, dry
analogico, a secco
ø 80 mm
4x M1/4" SAE
(7/16-20UNF-2A)

4-way manifold
Gruppo manometrico a 4 vie

2-way manifold kit
Kit gruppo manometrico a 2 vie

R-134a P/N **13.032K**

2-way manifold gauge / Gruppo manometrico a 2 vie — P/N **13.032**

R-134a HP quick coupler with tap x M1/4" SAE *(7/16-20UNF-2A) adapter*
Attacco rapido AP R-134a con rubinetto x adattatore M1/4" SAE *(7/16-20UNF-2A)* — P/N **13.034**

R-134a LP quick coupler with tap x M1/4" SAE *(7/16-20UNF-2A) adapter*
Attacco rapido BP R-134a con rubinetto x adattatore M1/4" SAE *(7/16-20UNF-2A)* — P/N **13.035**

1,8 mt blue hose / tubo blu - F1/4" SAE *(7/16-20UNF-2B)* x 45° F1/4" SAE *(7/16-20UNF-2B)* — P/N **13.185B**

1,8 mt red hose / tubo rosso - F1/4" SAE *(7/16-20UNF-2B)* x 45° F1/4" SAE *(7/16-20UNF-2B)* — P/N **13.185R**

1,8 mt yellow hose / tubo giallo - F1/4" SAE *(7/16-20UNF-2B)* x 45° F1/4" SAE *(7/16-20UNF-2B)* — P/N **13.185Y**

R-1234yf P/N **13.032YFK**

2-way manifold gauge / Gruppo manometrico a 2 vie — P/N **13.032**

R-1234yf HP quick coupler with tap x F12x1,5 *adapter*
Attacco rapido AP R-1234yf con rubinetto x adattatore F12x1,5 — P/N **13.080YF**

R-1234yf LP quick coupler with tap x F12x1,5 *adapter*
Attacco rapido BP R-1234yf con rubinetto x adattatore F12x1,5 — P/N **13.081YF**

1,8 mt blue hose / tubo blu - F1/4" SAE *(7/16-20UNF-2B)* x M12x1,5 — P/N **13.197BYF**

1,8 mt red hose / tubo rosso - F1/4" SAE *(7/16-20UNF-2B)* x M12x1,5 — P/N **13.197RYF**

1,8 mt yellow hose / tubo giallo - F1/4" SAE *(7/16-20UNF-2B)* x F1/4" SAE *(7/16-20UNF-2B)* — P/N **Y13.197Y**

4-way manifold kit
Kit gruppo manometrico a 4 vie

P/N **13.033K** — **R-134a**

P/N **13.033** — 4-way manifold gauge
Gruppo manometrico a 4 vie

P/N **13.034** — R-134a HP quick coupler with tap x M1/4" SAE *(7/16-20UNF-2A) adapter*
Attacco rapido AP R-134a con rubinetto x adattatore M1/4" SAE *(7/16-20UNF-2A)*

P/N **13.035** — R-134a LP quick coupler with tap x M1/4" SAE *(7/16-20UNF-2A) adapter*
Attacco rapido BP R-134a con rubinetto x adattatore M1/4" SAE *(7/16-20UNF-2A)*

P/N **13.185B** — 1,8 mt blue hose / tubo blu - F1/4" SAE *(7/16-20UNF-2B)* x 45° F1/4" SAE *(7/16-20UNF-2B)*

P/N **13.185R** — 1,8 mt red hose / tubo rosso - F1/4" SAE *(7/16-20UNF-2B)* x 45° F1/4" SAE *(7/16-20UNF-2B)*

P/N **13.185Y** — 1,8 mt yellow hose / tubo giallo - F1/4" SAE *(7/16-20UNF-2B)* x 45° F1/4" SAE *(7/16-20UNF-2B)*

P/N **13.033YFK** — **R-1234yf**

P/N **13.033** — 4-way manifold gauge / Gruppo manometrico a 4 vie

P/N **13.080YF** — R-1234yf HP quick coupler with tap x F12x1,5 *adapter*
Attacco rapido AP R-1234yf con rubinetto x adattatore F12x1,5

P/N **13.081YF** — R-1234yf LP quick coupler with tap x F12x1,5 *adapter*
Attacco rapido BP R-1234yf con rubinetto x adattatore F12x1,5

P/N **13.197BYF** — 1,8 mt blue hose / tubo blu - F1/4" SAE *(7/16-20UNF-2B)* x M12x1,5

P/N **13.197RYF** — 1,8 mt red hose / tubo rosso - F1/4" SAE *(7/16-20UNF-2B)* x M12x1,5

P/N **Y13.197Y** — 1,8 mt yellow hose / tubo giallo - F1/4" SAE *(7/16-20UNF-2B)* x F1/4" SAE *(7/16-20UNF-2B)*

recovery-recycle / recupero-riciclo

Recovery unit
Recuperatore

R-134a *
R-1234yf

3/4HP

max input pressure
max pressione entrata
26 BAR

Sparkless ignition proof
Refrigerant gas and oil
recovery/recycle

A prova di accensione senza scintilla
Recupero/riciclo gas e olio

* complete list / elenco completo:

Category / Categoria A: **R12, R134a, R401C, R406A, R500, R1234yf**
Category / Categoria B: **R22, R401A, R401B, R402B, R407C, R407D, R408A, R409A, R411A, R411B, R412A, R502, R509**
Category / Categoria C: **R402A, R404A, R407A, R407B, R410A, R507, R32**

P/N **12.621V**

Supplied with / In dotazione

P/N **13.124Y** — 1,5 m yellow hose - F/F1/4" SAE *(7/16-20UNF-2B)*
Tubo giallo 1,5 m - F/F1/4" SAE *(7/16-20UNF-2B)*

P/N **13.503** — Filter drier ø 50 mm - M/M1/4" SAE *(7/16-20UNF-2A)*
Filtro disidratatore ø 50 mm - M/M1/4" SAE *(7/16-20UNF-2A)*

P/N **13.503T** — 10 cm blue hose - F/F1/4" SAE *(7/16-20UNF-2B)*
Tubo blu 10 cm - F/F1/4" SAE *(7/16-20UNF-2B)*

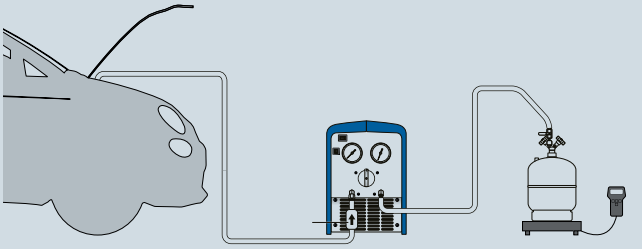

Refrigerant recovery / Recupero refrigerante

to complete the set
per completare il set

P/N **12.031**

Electronic **scale**
Bilancia elettronica
0 ~ 100 Kg

vacuum / vuoto

Vacuum pump
Pompa del vuoto

P/N **12.613**
42 L/min
1/4 HP

P/N **12.612**
70 L/min
1/3 HP

P/N **12.614**
170 L/min
3/4 HP

DUAL STAGE
BISTADIO

R-134a
R-1234yf

P/N **12.604**

Solenoid and **vacuum** gauge
Elettrovalvola e **vacuometro**

for all models / per tutti i modelli

P/N **20.002**

V. ISO 46

Net content **500 ml**

x12 pcs - 27x22x21cm

P/N **20.4002**

V. ISO 68

Net content **500 ml**

x12 pcs - 27x22x21cm

Lubricants for **VACUUM PUMPS**

Lubrificanti per **POMPE** da **VUOTO**

Power Freeze

A/C enhancer

Increase the fluidity of the oil, reduce the energy consumption and improve the efficiency of the refrigeration system by bringing the system back to high performance levels.
Aumentano la fluidità dell'olio, diminuiscono il consumo energetico e migliorano l'efficienza del sistema, riportando l'impianto ad alti livelli prestazionali.

POWER FREEZE
A/C enhancer

x10 pcs - 27x22x21cm

Refrigerant **quantity** / **Quantità** refrigerante	**Power Freeze**
-> 1 Kg	30 ml (1 syringe / siringa)
1 Kg -> 3 Kg	60 ml (2 syringes / siringhe)

	MECHANIC	ELECTRIC	R-134a	R-1234yf	1x (30 ml)	R-134a	R-1234yf
P/N 11.124	•	•	•	•	•		
P/N 11.124K	•	•	•	•	•	•	
P/N 11.124YFK	•	•	•	•	•		•

CONCENTRATED POWER FREEZE
A/C enhancer

x10 pcs - 21x16x19cm

Refrigerant **quantity** **Quantità** refrigerante	CONCENTRATED **Power Freeze**
-> 1 Kg	6 ml (1 syringe / siringa)
1 Kg -> 3 Kg	12 ml (2 syringes / siringhe)

	MECHANIC	ELECTRIC	R-134a	R-1234yf	1x (6ml)	R-134a	R-1234yf
P/N 11.129	●	●	●	●	●		
P/N 11.129K	●	●	●	●	●	●	
P/N 11.129YFK	●	●	●	●	●		●

Syringe
ADAPTERS

ADATTATORI
per siringa

A. R-134a

B. Check valve / valvola di non-ritorno

P/N **11.800/60P**

R-134a

A. R-1234yf

B. Check valve / valvola di non-ritorno

P/N **11.800/60YF**

R-1234yf

P/N **12.021**

Digital **pen thermometer** with probe
Termometro digitale **a penna** con sonda

	°C / °F
1.5Vdc	t(°C): **-50 ~ +300** t(°F): **-58 ~ +572**
Auto-off **Autospegnimento**	**+/-1°C** **(-20°C~+80°C)**

P/N **12.026**

Digital **thermometer** with probe
Termometro digitale con sonda

	°C / °F
1.5Vdc	t(°C): **-50 ~ +300** t(°F): **-58 ~ +572**
90 cm Cable lenght Lunghezza cavo	**+/-1°C** **(-20°C~+80°C)**

P/N **12.022**

Infrared thermometer
Termometro a **raggi infrarossi**

	Operating T. / T. funzionamento **°C (0 ~ +50) / °F (+32 ~ +122)**
1.5Vdc	Storage T. / T. stoccaggio **°C (-20 ~ +60) / °F (-4 ~ +140)**
(D:S) **13:1**	Op. Humidity / Umidità. funz. **10 ~ 95% RH**
IR t(°C): **-50 ~ +550** IR t(°F): **-58 ~ +1022**	St. Humidity / Umidità. stoc. **<80% RH**

P/N **12.028**

Digital **thermo hygrometer**
Termoigrometro digitale

	°C / °F
1.5Vdc	t(°C) IN: **-30 ~ +50** t(°F) IN: **-22 ~ +122**
Humidity / Umidità **20~99%**	t(°C) OUT: **-50~+70** t(°F) OUT: **-58 ~ +158**

P/N 13.752

Ozon generator
Ozonizzatore

Spare parts
Parti di ricambio

P/N 13.752/1

Ozon plate
Piastra di Ozono

	ACTIVE OXYGEN / OSSIGENO ATTIVO **4000 mg/h**	**202 x 148 x H 150 mm**
DC 12V	POWER CONSUMPTION / CONSUMO ENERGETICO **40W**	**2,0 Kg**
AC110-230V 50-60Hz	AIR VOLUME / VOLUME ARIA **max 80 CFM (2.24 m3/min)**	

x1 pc



Length / Lunghezza: 9,15 m
Width / Larghezza: 50 mm
Thickness / Spessore: 5 mm

P/N **11.038SP**

Tar cork tape
Rotolo di prestite

x1 pc

Length / Lunghezza: 15 m
Width / Larghezza: 50 mm
Thickness / Spessore: 3 mm

P/N **11.037**

Anti condensation tape
Rotolo anti condensa

HYDRAULIC CRIMPING TOOL
with a complete set of inserts
sizes #6, #8, #10 and #12

CRIMPATRICE IDRAULICA
con un set completo di inserti
misure #6, #8, #10 e #12

x1 pc

P/N **13.075**

x1 pc

P/N **13.052**

Hose cutter (for rubber hoses)
Taglia-tubi (per tubi in gomma)

x1 pc

8, 9, 10, 12, 14, 15
fins per inch / alette per pollice

P/N **13.050**

Fin straightener
Pettine per alette

not only air conditioning

P/N **77.008**

FAP/DPF cleaning KIT
KIT pulizia **FAP/DPF**

x1 pc - 30x33x46cm

P/N **77.007**
+
P/N **77.003**
+
P/N **77.004**

P/N **77.007**

DISPENSER
EROGATORE

FLUSHING liquid
Liquido di
LAVAGGIO

P/N **77.003**

Net content **5 liters**

x2 pcs - 34x20x28cm

P/N **77.004**

RINSING liquid
Liquido di
RISCIACQUO

Net content **5 liters**

x2 pcs - 34x20x28cm

EGR VALVE
cleaner
Pulitore
VALVOLE EGR

P/N **11.320**

SPRAY

Net content **400 ml**

x12 pcs - 27x21x21cm

P/N **11.316**

SPRAY

Net content **500 ml**

x12 pcs - 27x21x25cm

THROTTLE BODY
cleaner
Pulitore **CORPI FARFALLATI**

AUTOMATIC GEARBOXES flushing liquid
Liquido lavaggio **CAMBI AUTOMATICI**

P/N **11.310**

Net content **1 liter**

x12 pcs - 33x28x28cm

notes / note

notes / note

standard terms and sales conditions
condizioni generali di vendita

All orders must be sent by email.
The minimum value of each order, or addition to an order in progress, must be equal to € 100,00. If the minimum value is not reached, an extra charge of € 25,00 is foreseen. Unless otherwise agreed, orders will be processed according to the current price on their issuing date. A possible change in the selling price will be communicated before sending the order confirmation. Any delay in payments will cause the suspension of the orders in progress, until regular payment of the amount due is made.

Shipping terms

Unless otherwise expressly stated in an Order, all prices have to be considered Ex-Works.

Returning goods

The Customer shall inspect the goods upon delivery. Any complain for missing or damaged goods must be notified in writing within 5 days from receipt. Complains received after this deadline will not be taken into account. All returns must be authorized in writing by ELKE.
All goods must be returned in original packaging, complete in all its parts and be in resellable condition except for warranty returns. Any damage to the packaging and/ or product or the mismatch in the number of packages shall be immediately notified, "WITHDRAWAL SUBJECT TO INSPECTION" written on the proof of delivery courier, if possible with photos attached. Goods should be returned EX-works, specifying on the delivery note "Returned material for inspection" as a purpose of the shipment.

Warranty

The legal warranty is valid for 12 months from the invoice date and, under no circumstances, cannot be suspended or extended as a result of the non-use of the product.
Warranty does not apply in the following cases:
a) incorrect use of the product;
b) incorrect connection and/or assembly of the products with other machinery, systems or products;
c) incorrect maintenance or storage of the product.

Tutti gli ordini devono essere inviati in forma elettronica.
Il valore minimo di ogni ordine, o aggiunta ad ordine in corso, deve essere pari a € 100,00 (IVA esclusa). Per ordini con importo inferiore a tale cifra verrà addebitato un costo di gestione di € 25,00.
Salvo accordi particolari gli ordini verranno evasi secondo i prezzi in vigore alla loro data di emissione. Elke si riserva la facoltà di modificare i prezzi applicati fino alla conferma scritta dell'ordine inviato. Ogni ritardo di pagamento genererà automaticamente la sospensione degli ordini in corso sino ad avvenuta regolarizzazione della posizione.

Spedizione

Salvo diverso accordo, tutti i prezzi sono da intendersi Franco nostro stabilimento.

Resa merce

Avarie, mancanze o danni occorsi durante il trasporto devono essere contestati al corriere al momento della consegna. Il danno va indicato per iscritto in modo chiaro e, ove possibile, supportato da materiale fotografico. La semplice riserva di controllo non ha valore a fini risarcitori.
Ogni reclamo per merce mancante o non conforme all'ordine deve essere notificato per iscritto entro 5 gg dal ricevimento. Reclami giunti oltre tale termine non potranno essere presi in considerazione.
I resi saranno soggetti ad autorizzazione scritta preventiva da parte di Elke.
Il materiale dovrà essere reso in Porto Franco con causale "reso per controllo" completamente integro e completo in ogni sua parte. In ogni caso non saranno accettate restituzioni di materiale senza autorizzazione scritta da parte di Elke.

Garanzia

La garanzia legale ha una durata di 12 mesi dalla data di fatturazione e non può in nessun caso essere sospesa o prolungata in conseguenza del mancato utilizzo dei prodotti.
La garanzia decade al verificarsi delle seguenti condizioni:
a) non corretto e/o non diligente utilizzo dei prodotti;
b) non corretto e/o non diligente collegamento e/o assemblaggio dei Prodotti con altri prodotti, impianti o macchinari;
c) non corretta e/o non diligente manutenzione o stoccaggio dei prodotti.

Rev. 2024.07.18

ELKE S.r.l.
Via XXV Aprile, 202 - 10042 Nichelino (TO) Italy
P. IVA - IT08613670010

+39 (0)11 96 22 412
info@elke-ac.com
www.elke-ac.com