



MADE IN ITALY

SPECTRA **PRO**


Multifunctional device for testing electronic components up to 24V



CODE

2100PRO

edition
ENGLISH 04.2024




SPECTRUM^{PRO}

**MULTIFUNCTIONAL
DEVICE FOR TESTING
SENSORS AND
ACTUATORS OF
MODERN VEHICLES**




From the many years of experience gained by GOVONI technicians, who have been operating for years in the workshop equipment sector, **SPECTRUM^{pro}** was born, the new digital electronic tester for checking electrical and electromechanical components.






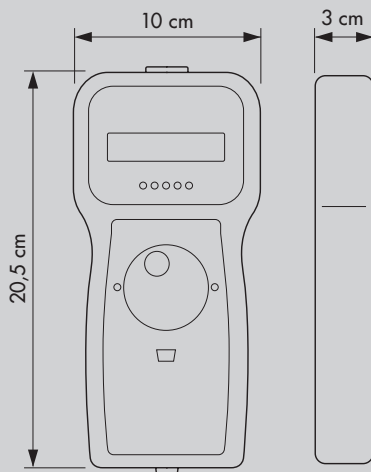
DISPLAY

Two-line alphanumeric screen




KNOB CONTROL

Multifunction knob with digital encoder



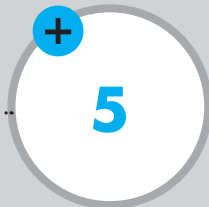
USB PORT

for PC connection (software update and application programs)



SUPPLY VOLTAGE

9-28Vdc directly from the battery



CONNECTION

Reverse and voltage peak protection
Overcurrent protection through external fuses

RESOLUTIVE!

...TO KEEP PACE WITH MODERN AUTOMOTIVE TECHNOLOGIES!

IT DOESN'T LOSE ITS VALUE! THE DEVELOPMENT OF NEW UPDATES AND APPLICATIONS IS CONTINUING.

Indispensable for checking the analog and PWM signals of the sensors and also for activating various types of electromechanical actuators.

A single instrument that contains infinite functions: the test and diagnosis capabilities of **SPECTRUM_{pro}** are so broad and diversified that they have no comparison with any other device on the market.

WHAT IS IT

the toolmaker
GOVONI
...just blue, just perfect!

MULTIPLE DEVICES IN ONE!

... THANKS TO ITS FULL VERSATILITY AND EXPANDABILITY

Where self-diagnosis stops, it is essential to go back to the root of the problem, thanks to **SPECTRUM^{pro}** the in-depth search for defective components is much simpler than with traditional equipment such as a multimeter and an oscilloscope, the piloting and control functions of the components allow you to verify functionality immediately.



INTUITIVE!

AUTOMATICALLY RECOGNIZES
THE VOLTAGE AT WHICH IT IS
CONNECTED



perfect for HEAVY VEHICLES

- Heavy commercial vehicles
- Coaches / Buses



Ideal for NAUTICAL

- Jet skis
- Boats with outboard motors
- Boats with inboard engines
- Yachts



ideal for CARS

- Passenger cars
- Light commercial vehicles
- Hybrid



ideal for MOTORBIKES

- Scooters and light motorcycles
- Motorbikes, Quadricycles,
- Quad



ideal for EARTH MOVING EQUIPMENT

- Earthmoving equipment
- Operating machines

STANDARD CABLES

Included in the standard SpectrumPro box

Extremely simple to use, because it is able to change its function according to the cable that is connected to it.



GO2101 PWM MULTIMETER

Acquisition cable, with the function of measuring voltages and analyzing ground-referred PWM signals



GO2102 GROUND TEST

Acquisition cable, with the function of verifying the correct state of the mass



GO2103 PULSE SENSE

Acquisition cable, with the function of detecting the signals of inductive components



GO2104 DC VOLT GENERATOR

Emulation cable, with the function of generating 1V to 24V DC voltage



GO2105 RESISTOR SIMULATOR

Emulation cable, with the digital simulator function of variable resistance (e.g. engine temperature sensor, etc...)



GO2106 PWM POWER

Emulation cable, acting as a ground activated PWM power generator

"CROCODRILE" PROBE ADAPTER CLAMPS

Signal pickup adapter for supplied and optional cables

PROBE ADAPTER TYPE TESTER

Signal pickup adapter for supplied and optional cables



FUNCTIONS

SPECTRA PRO

GO2101 PWM MULTIMETER



Acquisition cable, with the function of measuring voltages and analyzing ground-referred PWM signals

- ☑ VM = maximum voltage peak detected 0.0 - 100.0V
- ☑ Vm = minimum voltage peak detected 10.0 - 100.0V
- ☑ f = signal frequency 0 - 20.000Hz
- ☑ d.f. = duty factor/cycle of the signal PWM 0% - 100

GO2102 GROUND TEST



Acquisition cable, with the function of verifying the correct state of both mechanical (chassis) and electronic (components) mass, with display of the test result

- ☑ MASS OK;
- ☑ MASS FAIR;
- ☑ MASS NOT OK

GO2103 PULSE SENSE



Acquisition cable, with the function of detecting the signals of inductive components with only the contact of the detection sensor and the display of the operating frequency

GO2104 DC VOLT GENERATOR



Emulation cable, with the function of generating DC voltage from 1V to 24V for simulating the output of analog sensors with negative ground

- ☑ V = variable voltage from 1V to 24V with 0.1V steps

GO2105 RESISTOR SIMULATOR



Emulation wiring, with the digital simulator function of variable resistance from about 100Ω to about 25.000Ω for the simulation of the sensors (e.g. engine temperature sensor, etc...)

- ☑ R = Variable resistance from 100Ω to 25.000Ω with 200Ω steps.

Normally the "RESISTOR SIMULATOR" cable is used to simulate resistances towards the inputs of the control units which never go above 5V.

GO2106 PWM POWER



Emulation wiring, with the function of PWM power generator with activation towards ground, for the control of inductive electromechanical loads (solenoids, injectors, etc.). Protection on the power supply positive (+12V direct battery) via 20A in-line fuse

- ☑ F = variable activation frequency from 1Hz - 1000Hz
- ☑ d.f. = duty factor/cycle variable (1% - 99%).

OPTIONAL CABLES

Available on demand

With the innovative system of intelligent cables, to add a new function to **SPECTRUM_{pro}** that was not there before simply update the software of the instrument and connect the new cable!



GO2109 PWM POWER PLUS (5 PIN)

Emulation/acquisition cable, with PWM power generator function



GO2110 PWM SIGNAL

Emulation cable, with the function of generating PWM waveforms with negative ground



GO2111 PIEZO ACTIVATOR

Module wiring with the function of activating piezoelectric injectors



GO2112 GLOW PLUG TEST

Emulation cable, with glow plug test function




GO2113 OHM METER

Acquisition cable, with the resistance detection function



! GO2114 DIAGNOSTIC CAN EOBD

Diagnostic cable, with the function of analyzing the vehicle's CAN network



When using the EOBD cable (**GO2114**) the **SPECTRUM_{pro}** must NOT be connected to any power supply: neither to the car battery, nor to an external power supply, such as a bench power supply, etc. Just connect it directly to the EOBD socket of the vehicle and then continue with the guided procedure indicated on the device display.



GO2150-EV EV-DIAG

The new EV-DIAG wiring, combined with **GOVONI SPECTRUM**, becomes an essential tool for working on PLUG-IN HYBRID (PHEV) and ELECTRIC (BEV).

NEW



the toolmaker
GOVONI
...just blue, just perfect!

FUNCTIONS

SPECTRUM *PRO*

GO2109 PWM POWER PLUS (5 PIN)



Emulation/acquisition cable, with PWM power generator function such as PWM POWER with integrated 5V voltage generator; mass generator and control of the Feedback. It is used for the activation of feedback controlled components via potentiometers

- ☑ F = variable activation frequency from 1Hz - 1000Hz
- ☑ d.f. = duty factor/cycle variable (1% - 99%).
- ☑ Vi = Input volts (0V - 5V)

GO2110 PWM SIGNAL



Emulation cable, designed to generate negative ground PWM waveforms, for emulating digital output sensors or driving low power electronic actuators

- ☑ V = signal width (0V - 12.0V) variable with 0.1V steps
- ☑ F = signal frequency (0Hz - 20.000Hz)
- ☑ d.f. = duty factor/cycle of the signal (1% - 99%)

GO2111 PIEZO ACTIVATOR



Module-cable with piezo injector activation function, connects to device, is recognized and is ready to perform activation

 **SOFTWARE 2.0 OR LATER
UPDATE REQUIRED**

GO2112 GLOW PLUG TEST



Emulation cable, for glow plug test function with measurement of the current absorption of the same and display of the tests

The test can be performed both with glow plugs mounted on the vehicle and on the bench with the aid of the cable with pliers supplied.

- ☑ Glow plugs test
- ☑ Control of the current absorbed in positive activation

GO2113 OHM METER



Acquisition, cable with resistance detection function

- ☑ 30 ohm - 200 ohm tolerance +/- 10%
- ☑ 200 ohm - 25 kohm tolerance +/- 5%

GO2114 DIAGNOSTIC CAN EOBD



Diagnostic cable, with the function of analyzing the vehicle's CAN network through the self-diagnosis connector with display of the values and test result

- ☑ Checking the power supply voltage
- ☑ Check of current masses
- ☑ Checking the average voltage of CAN H and CAN L network
- ☑ Checking the resistance of the CAN network
- ☑ 40 ohms - 80 ohms

GO2150-EV RECHARGE SOCKET ADAPTOR FROM TYPE 2 TO TYPE 1



NEW

This device is used to precisely diagnose any malfunctions of the Recharge interface of the vehicle itself, whether they are related to the efficiency of the electrical contacts, and/or relating to the electronic digital communication system with the Recharge station (EVSE).

- ☑ Check the presence of the earth circuit (vehicle side);
- ☑ Check the presence of the diode on the CP signal line (vehicle side);
- ☑ Check of the efficiency of the communication interface with the vehicle via CP signal line;
- ☑ Exhaustive visualization of the outcome of each test via display;
- ☑ Communication with the vehicle (via CP line) and display of the interface status according to what is prescribed by international technical standards.



CE

BRILLIANT!

MAKE YOUR TESTS SMART!

THE TESTS CAN BE CARRIED OUT BOTH WITH THE COMPONENT MOUNTED ON THE VEHICLE AND ON THE "BENCH".

ACCESSORIES

constantly developing

GO CODE **2118PRO**

PETROL INJECTOR TEST BENCH



The small size allows the injector test bench to be positioned on a shelf but without taking up too much space, and also makes it transportable despite its structural sturdiness.



Safe both for the environment and for the operator himself, as the use of electricity is not directly required.

TECHNICAL DATA

Possibility to test up to 4 injectors simultaneously

Suitable for any petrol injector

Compressed air supply with adjustable pressure from 0 to 5 bar (72.5PSI-500 Kpa) 0 a 5 bar

Sliding injector holder rail with quick coupling adjustable in height with taps to be able to open or close the passage of the liquid for each injector

Graduated burettes for immediate reading of the injectors flow rate

Quick connection burettes

Integrated flushing liquid tank with filler cap with maximum capacity of 2000 c.c. (2 liters)

Quick release air hose

Test bench dimensions L=max454 x H=685 x D=300mm



Combined with **SPECTRUM^{pro}** and in particular with its dedicated functions and strategies, it makes diagnostics, cleaning and flow control of fuel injectors easy, fast and above all within everyone's reach, often the cause of malfunctions and directly attributable to increased emissions pollutants

follow us on
YouTube

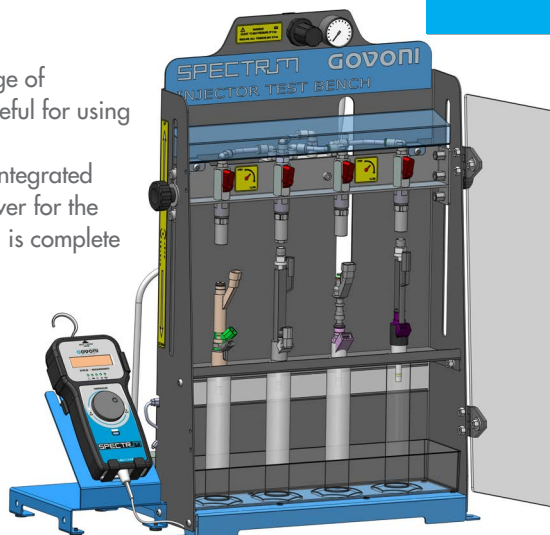


+ GOVONI completes the range of accessories with other tools useful for using **SPECTRUM^{pro}**.

The test bench can in fact be integrated with a docking station and cover for the device, so that the workstation is complete and **100% performing!**

The configuration consists of:

- ☒ test bench
- ☒ docking station
- ☒ cover




SPECTRUM^{pro}
MADE IN ITALY

DOCKING STATION

Complete with removable cover, with retractable hanging hook.
Ideal workstation for bench operations.

EXAMPLE OF USE



GO CODE **2115**

COVER

Ergonomic cover, with retractable hanging hook.
Practical and transportable, to be hooked to the hood of the vehicle or other support points, allowing hands-free interventions.

EXAMPLE OF USE



GO CODE **2116**



Toolmaking with passion!

GOVONI srl
Via degli Orsi 97 - 44014 Crevalcore (BO) - Italy
Tel +39. 051 982 688 | +39. 051 980 798
info@govoni.it | www.govoni.it